

**LAFAYETTE CENTRAL SCHOOL DISTRICT**

**BASIC FINANCIAL STATEMENTS**

**For Year Ended June 30, 2022**



**MENGEL METZGER BARR & CO. LLP**

Certified Public Accountants

## TABLE OF CONTENTS

	<b>Pages</b>
Independent Auditors' Report	1 - 3
Management's Discussion and Analysis (Unaudited)	4 - 13
<b>Basic Financial Statements:</b>	
Statement of Net Position	14
Statement of Activities and Changes in Net Position	15
Balance Sheet - Governmental Funds	16
Statement of Revenues, Expenditures, and Changes in Fund Balances - Governmental Funds	17
Reconciliation of Governmental Funds Statement of Revenues, Expenditures, and Changes in Fund Balances to Statement of Activities	18
Statement of Fiduciary Net Position and Statement of Changes in Fiduciary Net Position	19
<b>Notes to the Basic Financial Statements:</b>	20 - 50
<b>Required Supplementary Information:</b>	
Schedule of Changes in District's Total OPEB Liability and Related Ratio	51
Schedule of the District's Proportionate Share of the Net Pension Liability	52
Schedule of District Contributions	53
Schedule of Revenues, Expenditures and Changes in Fund Balance - Budget (Non-GAAP Basis) and Actual - General Fund	54 - 55
<b>Supplementary Information:</b>	
Schedule of Change from Adopted Budget to Final Budget and Real Property Tax Limit - General Fund	56
Schedule of Capital Projects Fund - Project Expenditures and Financing Resources	57
Combining Balance Sheet - Nonmajor Governmental Funds	58
Combining Statement of Revenues, Expenditures and Changes in Fund Balances - Nonmajor Governmental Funds	59
Net Investment in Capital Assets	60
Schedule of Expenditures of Federal Awards	61
Report on Internal Control Over Financial Reporting and on Compliance and Other Matters Based on an Audit of Financial Statements Performed in Accordance with Government Auditing Standards	62 - 63

## **INDEPENDENT AUDITORS' REPORT**

To the Board of Education  
LaFayette Central School District, New York

### **Report on the Audit of the Financial Statements**

#### ***Opinions***

We have audited the financial statements of the governmental activities, each major fund, and the aggregate remaining fund information of LaFayette Central School District, New York, as of and for the year ended June 30, 2022, and the related notes to the financial statements, which collectively comprise the District's basic financial statements as listed in the table of contents.

In our opinion, the accompanying financial statements present fairly, in all material respects, the respective financial position of the governmental activities, each major fund, and the aggregate remaining fund information of the LaFayette Central School District, New York, as of June 30, 2022, and the respective changes in financial position and, where applicable, cash flows thereof for the year then ended in accordance with accounting principles generally accepted in the United States of America.

#### ***Basis for Opinions***

We conducted our audit in accordance with auditing standards generally accepted in the United States of America (GAAS) and the standards applicable to financial audits contained in *Government Auditing Standards*, issued by the Comptroller General of the United States. Our responsibilities under those standards are further described in the Auditor's Responsibilities for the Audit of the Financial Statements section of our report. We are required to be independent of LaFayette Central School District and to meet our other ethical responsibilities, in accordance with the relevant ethical requirements relating to our audit. We believe that the audit evidence we have obtained is sufficient and appropriate to provide a basis for our audit opinions.

#### ***Responsibilities of Management for the Financial Statements***

LaFayette Central School District's management is responsible for the preparation and fair presentation of the financial statements in accordance with accounting principles generally accepted in the United States of America, and for the design, implementation, and maintenance of internal control relevant to the preparation and fair presentation of financial statements that are free from material misstatement, whether due to fraud or error.

In preparing the financial statements, management is required to evaluate whether there are conditions or events, considered in the aggregate, that raise substantial doubt about the District's ability to continue as a going concern for one year after the date that the financial statements are issued.

### ***Auditor's Responsibilities for the Audit of the Financial Statements***

Our objectives are to obtain reasonable assurance about whether the financial statements as a whole are free from material misstatement, whether due to fraud or error, and to issue an auditor's report that includes our opinions. Reasonable assurance is a high level of assurance but is not absolute assurance and therefore is not a guarantee that an audit conducted in accordance with GAAS will always detect a material misstatement when it exists. The risk of not detecting a material misstatement resulting from fraud is higher than for one resulting from error, as fraud may involve collusion, forgery, intentional omissions, misrepresentations, or the override of internal control. Misstatements are considered material if there is a substantial likelihood that, individually or in the aggregate, they would influence the judgment made by a reasonable user based on the financial statements.

In performing an audit in accordance with GAAS, we:

- Exercise professional judgment and maintain professional skepticism throughout the audit.
- Identify and assess the risks of material misstatement of the financial statements, whether due to fraud or error, and design and perform audit procedures responsive to those risks. Such procedures include examining, on a test basis, evidence regarding the amounts and disclosures in the financial statements.
- Obtain an understanding of internal control relevant to the audit in order to design audit procedures that are appropriate in the circumstances, but not for the purpose of expressing an opinion on the effectiveness of the District's internal control. Accordingly, no such opinion is expressed.
- Evaluate the appropriateness of accounting policies used and the reasonableness of significant accounting estimates made by management, as well as evaluate the overall presentation of the financial statements.
- Conclude whether, in our judgment, there are conditions or events, considered in the aggregate, that raise substantial doubt about the District's ability to continue as a going concern for a reasonable period of time.

We are required to communicate with those charged with governance regarding, among other matters, the planned scope and timing of the audit, significant audit findings, and certain internal control-related matters that we identified during the audit.

### ***Required Supplementary Information***

Accounting principles generally accepted in the United States of America require that the management's discussion and analysis, schedule of changes in District's total OPEB liability and related ratio, schedule of the District's proportionate share of the net pension liability, schedule of District contributions, and budgetary comparison information on pages 4-13 and 51-55 be presented to supplement the basic financial statements. Such information is the responsibility of management and, although not a part of the basic financial statements, is required by the Governmental Accounting Standards Board who considers it to be an essential part of financial reporting for placing the basic financial statements in an appropriate operational, economic, or historical context. We have applied certain limited procedures to the required supplementary information in accordance with auditing standards generally accepted in the United States of America, which consisted of inquiries of management about the methods of preparing the information and comparing the information for consistency with management's responses to our inquiries, the basic financial statements, and other knowledge we obtained during our audit of the basic financial statements. We do not express an opinion or provide any assurance on the information because the limited procedures do not provide us with sufficient evidence to express an opinion or provide any assurance.

### ***Supplementary Information***

Our audit was conducted for the purpose of forming opinions on the financial statements that collectively comprise LaFayette Central School District's basic financial statements. The accompanying supplemental information as listed in the table of contents and schedule of expenditures of federal awards, as required by Title 2 U.S. Code of Federal Regulations, Part 200, Uniform Administrative Requirements, Cost Principles, and Audit Requirements for Federal Awards are presented for purposes of additional analysis and are not a required part of the basic financial statements.

The accompanying supplementary information as listed in the table of contents and schedule of expenditures of federal awards is the responsibility of management and was derived from and relates directly to the underlying accounting and other records used to prepare the basic financial statements. Such information has been subjected to the auditing procedures applied in the audit of the basic financial statements and certain additional procedures, including comparing and reconciling such information directly to the underlying accounting and other records used to prepare the basic financial statements or to the basic financial statements themselves, and other additional procedures in accordance with auditing standards generally accepted in the United States of America. In our opinion, the supplementary information as listed in the table of contents and schedule of expenditures of federal awards is fairly stated, in all material respects, in relation to the basic financial statements as a whole.

### ***Other Information***

As described in Note II to the financial statements, the District adopted GASB Statement No. 87, *Leases*. As a result, the beginning net position has been restated. Our opinion is not modified with respect to this matter.

### ***Other Reporting Required by Government Auditing Standards***

In accordance with *Government Auditing Standards*, we have also issued our report dated October 11, 2022 on our consideration of LaFayette Central School District's internal control over financial reporting and on our tests of its compliance with certain provisions of laws, regulations, contracts, and grant agreements and other matters. The purpose of that report is solely to describe the scope of our testing of internal control over financial reporting and compliance and the results of that testing, and not to provide an opinion on the effectiveness of internal control over financial reporting or on compliance. That report is an integral part of an audit performed in accordance with *Government Auditing Standards* in considering LaFayette Central School District's internal control over financial reporting and compliance.

*Mengel, Metzger, Barw & Co. LLP*

Rochester, New York  
October 11, 2022

## **LaFayette Central School District**

### **Management's Discussion and Analysis**

#### **For the Fiscal Year Ended June 30, 2022**

The following is a discussion and analysis of the School District's financial performance for the fiscal year ended June 30, 2022. This section is a summary of the School District's financial activities based on currently known facts, decisions, and/or conditions. It is also based on both the government-wide and fund-based financial statements. The results of the current year are discussed in comparison with the prior year, with an emphasis placed on the current year. This section is only an introduction and should be read in conjunction with the School District's financial statements, which immediately follow this section.

#### **Financial Highlights**

At the close of the fiscal year, the total liabilities plus deferred inflows (what the district owes) exceeded its total assets plus deferred outflows (what the district owns) by \$6,490,273 (net position) an increase of \$3,012,856 from the prior year.

As of the close of the fiscal year, the School District's governmental funds reported combined fund balances of \$6,446,275, an increase of \$1,555,274 in comparison with the prior year.

New York State Law limits the amount of unreserved fund balance that can be retained by the General Fund to 4% the ensuing year's budget. Exclusive of the amount designated for the subsequent year's budget. At the end of the current fiscal year, the unassigned fund balance of the General Fund was \$855,274, this amount was within the statutory.

General revenues which include State and Federal Aid, Property Taxes, Non Property Taxes, Investment Earnings, Compensation for Loss, and Miscellaneous accounted for \$22,514,191 or 79% of all revenues. Program specific revenues in the form of Charges for Services, Operating Grants and Contributions, and Capital Grants and Contributions accounted for \$6,049,581 or 21% of total revenues.

#### **Overview of the Financial Statements**

This management's discussion and analysis is intended to serve as an introduction to the School District's basic financial statements. The School District's basic financial statements are comprised of three components: (1) government-wide financial statements, (2) fund financial statements and (3) notes to the financial statements. This report also contains individual fund statements and schedules in addition to the basic financial statements.

##### *Government-Wide Financial Statements*

The *government-wide financial statements* are designed to provide readers with a broad overview of the School District's finances, in a manner similar to a private-sector business.

The *statement of net position* presents information on all of the School District's assets plus deferred outflow of resources and liabilities plus deferred inflow of resources, with the difference between the two reported as *net position*. Over time, increases or decreases in net position may serve as a useful indicator of whether the financial position of the School District is improving or deteriorating.

The *statement of activities* presents information showing how the government's net position changed during the most recent fiscal year. All changes in net position are reported as soon as the underlying event giving rise to the change occurs, regardless of the timing of related cash flows.

The *governmental* activities of the School District include instruction, pupil transportation, cost of food sales, general administrative support, community service, and interest on long-term debt.

The government-wide financial statements can be found on the pages immediately following this section as the first two pages of the basic financial statements.

### *Fund Financial Statements*

A *fund* is a grouping of related accounts that is used to maintain control over resources that have been segregated for specific activities or objectives. The School District, like other state and local governments, uses fund accounting to ensure and demonstrate compliance with finance related legal requirements. All of the funds of the School District can be divided into two categories: governmental funds and fiduciary funds.

*Governmental funds* are used to account for essentially the same functions reported as *governmental activities* in the government-wide financial statements. However, unlike the government-wide financial statements, governmental fund financial statements focus on *near-term inflows and outflows of spendable resources*, as well as on *balances of spendable resources* available at the end of the fiscal year. Such information may be useful in evaluating the School District's near-term financing requirements.

Because the focus of governmental funds is narrower than that of the government-wide financial statements, it is useful to compare the information presented for *governmental funds* with similar information presented for *governmental activities* in the government-wide financial statements. By doing so, readers may better understand the long-term impact of the government's near term financing decisions. Both the governmental fund balance sheet and the governmental fund statement of revenues, expenditures, and changes in fund balances provide a reconciliation to facilitate this comparison between *governmental funds* and *governmental activities*.

The School District maintains six individual governmental funds; General Fund, Special Aid Fund, School Lunch Fund, Miscellaneous Special Revenue Fund, Debt Service Fund and Capital Projects Fund. Information is presented separately in the governmental fund balance sheet and in the governmental fund statement of revenues, expenditures and changes in fund balances for the general fund, the special aid fund, and the capital projects fund, which are reported as major funds. Data for the school lunch fund, the miscellaneous special revenue fund, and the debt service fund are aggregated into a single column and reported as non-major funds.

The School District adopts and voters approve an annual budget for its General Fund. A budgetary comparison statement has been provided for the General Fund within the basic financial statements to demonstrate compliance with the budget.

The *Fiduciary Funds* are used to account for assets held by the School District in an agency capacity which accounts for assets held by the School District on behalf of others. Fiduciary funds are not reflected in the government-wide financial statement because the resources of these funds are *not* available to support the School District's programs.

The financial statements for the governmental and fiduciary funds can be found in the basic financial statement section of this report.

<b><u>Major Feature of the District-Wide and Fund Financial Statements</u></b>			
	<b><u>Government-Wide Statements</u></b>	<b><u>Fund Financial Statements</u></b>	
		<b><u>Governmental Funds</u></b>	<b><u>Fiduciary Funds</u></b>
Scope	Entire District (except fiduciary funds)	The activities of the School District that are not proprietary or fiduciary, such as special education, scholarship programs, and building maintenance	Instances in which the School District administers resources on behalf of someone else, such as student activities monies
Required financial statements	Statement of net position Statement of activities	Balance sheet Statement of revenues, expenditures, and changes in fund balance	Statement of fiduciary net position statement of changes in fiduciary net position
Accounting basis and measurement focus	Accrual accounting and economic resources focus	Modified accrual accounting and current financial focus	Accrual accounting and economic resources focus
Type of asset/liability information	All assets and liabilities, both financial and capital, short-term and long-term	Generally, assets expected to be used up and liabilities that come due during the year or soon thereafter; no capital assets or long-term liabilities included	All assets and liabilities, both short-term and long-term; funds do not currently contain capital assets, although they can
Type of inflow/outflow information	All revenues and expenses during year, regardless of when cash is received or paid	Revenues for which cash is received during or soon after the end of the year; expenditures when goods or services have been received and the related liability is due and payable	All additions and deductions during the year, regardless of when cash is received or paid

*Notes to the Financial Statements*

The notes provide additional information that is essential to a full understanding of the data provided in the government-wide and fund financial statements. The notes to the financial statements can be found following the basic financial statement section of this report.

**Government-Wide Statements**

The government-wide statements report information about the District as a whole using accounting methods similar to those used by private-sector companies. The statement of net position includes all the School District's assets and liabilities. All of the current year's revenues and expenses are accounted for in the statement of activities regardless of when cash is received or paid.

The two government-wide statements report the District's net position and how they have changed. Net position, the difference between the District's assets plus deferred outflow of resources and liabilities plus deferred inflow of resources, is one way to measure the District's financial health or position. Over time, increases or decreases in the District's net position are an indicator of whether its financial position is improving or deteriorating, respectively. Additional non-financial factors such as changes in the District's property tax base and the condition of the school buildings and facilities must also be considered to assess the District's overall health.

All of the District's services are reported in the government-wide financial statements as governmental activities. Most of the District's basic services are included here, such as regular and special education, transportation and administration. Property taxes, federal and state aid, and investment earnings finance most of these activities.



## Financial Analysis of the School District as a Whole

### Net Position

The District's combined net position was more on June 30, 2022, than the year before, increasing to (\$6,490,273) as shown in the table below.

	<u>Governmental Activities</u>		<u>Total Variance</u>
	<u>2022</u>	<u>2021</u>	
<b><u>ASSETS:</u></b>			
Current and Other Assets	\$ 22,544,242	\$ 17,020,788	\$ 5,523,454
Capital Assets	37,705,084	36,428,581	1,276,503
<b>Total Assets</b>	<b><u>\$ 60,249,326</u></b>	<b><u>\$ 53,449,369</u></b>	<b><u>\$ 6,799,957</u></b>
<b><u>DEFERRED OUTFLOWS OF RESOURCES:</u></b>			
Deferred Outflows of Resources	<b><u>\$ 13,616,446</u></b>	<b><u>\$ 15,177,677</u></b>	<b><u>\$ (1,561,231)</u></b>
<b><u>LIABILITIES:</u></b>			
Long-Term Debt Obligations	\$ 45,683,350	\$ 53,487,198	\$ (7,803,848)
Other Liabilities	5,313,292	12,249,599	(6,936,307)
<b>Total Liabilities</b>	<b><u>\$ 50,996,642</u></b>	<b><u>\$ 65,736,797</u></b>	<b><u>\$ (14,740,155)</u></b>
<b><u>DEFERRED INFLOWS OF RESOURCES:</u></b>			
Deferred Inflows of Resources	<b><u>\$ 29,359,403</u></b>	<b><u>\$ 12,883,924</u></b>	<b><u>\$ 16,475,479</u></b>
<b><u>NET POSITION:</u></b>			
Net Investment in Capital Assets	\$ 21,072,611	\$ 18,498,356	\$ 2,574,255
<b><u>Restricted For:</u></b>			
Repair Reserve	2,273,900	2,273,900	-
Liability Reserve	851,380	851,380	-
Other Purposes	2,224,729	2,542,775	(318,046)
Unrestricted	(32,912,893)	(34,160,086)	1,247,193
<b>Total Net Position</b>	<b><u>\$ (6,490,273)</u></b>	<b><u>\$ (9,993,675)</u></b>	<b><u>\$ 3,503,402</u></b>

### Key Variances

- The New York Employee and Teachers Retirement Systems both reported a net pension asset in the current year which impacts the current and other assets, long-term obligations, deferred inflows and deferred outflows. In addition, capital outlay and debt repayment were greater than depreciation which impacts capital assets and net investment in capital assets.
- The District reduced the short-term debt they issued by \$7.1 million.

The District's financial position is the product of many factors.

By far, the largest component of the School District's net position reflects its investment in capital assets, less any related debt used to acquire those assets that are still outstanding. The School District uses these capital assets to provide services to the students and consequently, these assets are not available for future spending. Although the School District's investment in its capital assets is reported net of related debt, it should be noted that the resources needed to repay this debt must be provided from other sources, since the capital assets themselves cannot be used to liquidate these liabilities.

There are three restricted net asset balances; Repair Reserve, Liability Reserve, and Other Purposes. The remaining balance is a deficit in unrestricted net position which totals \$32,912,893.

**Changes in Net Position**

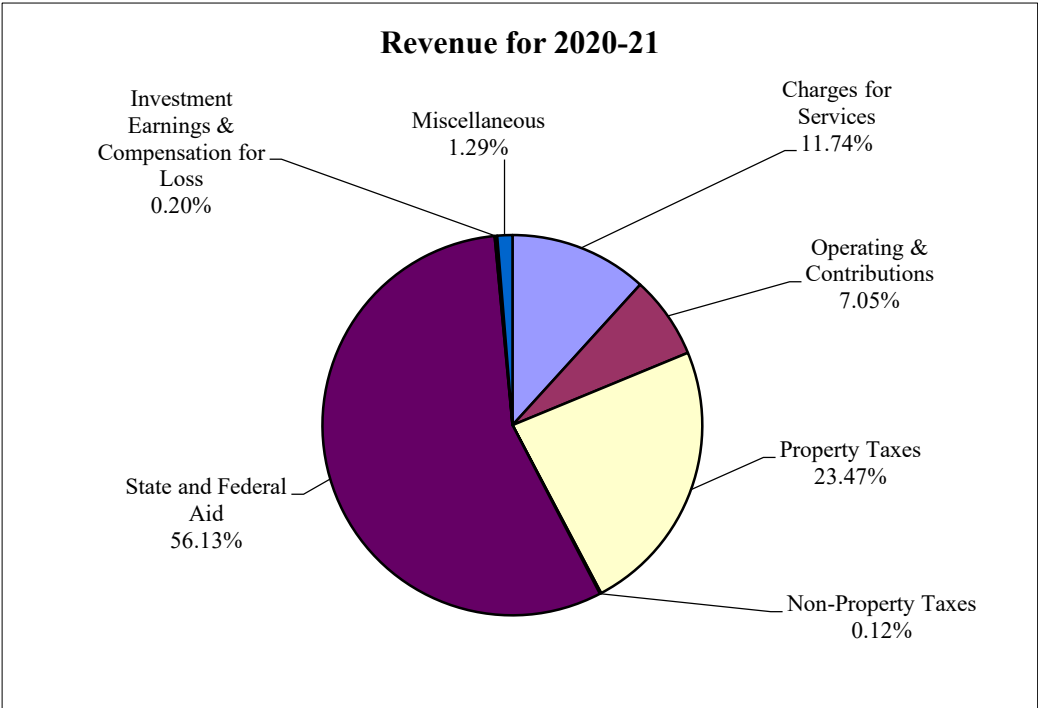
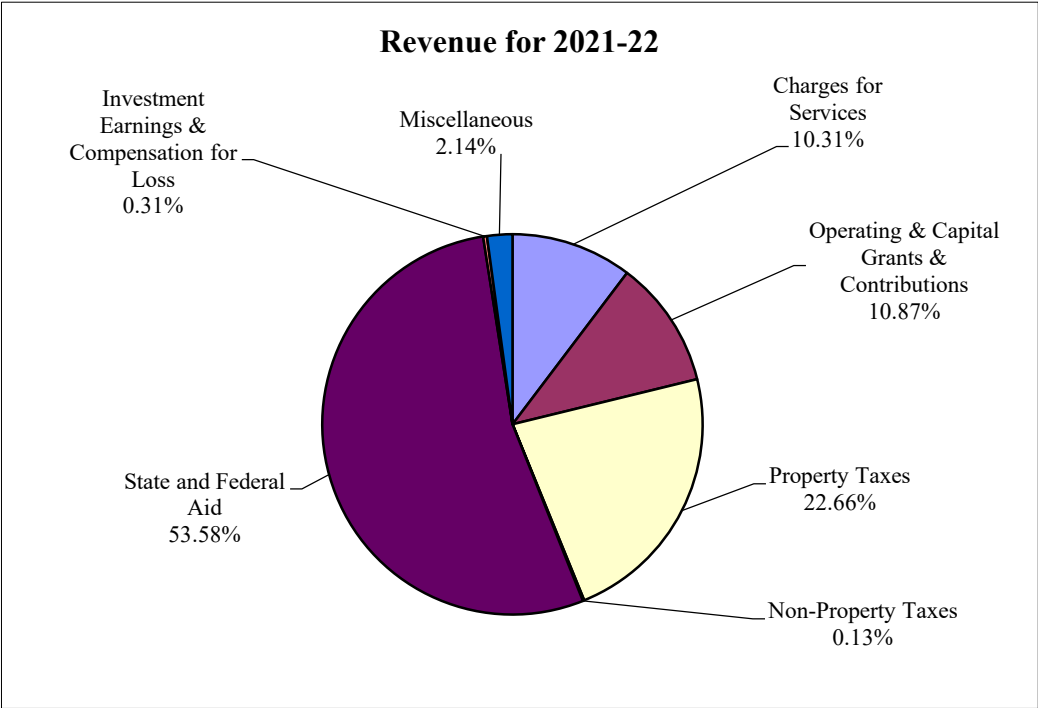
The District’s total revenue increased 6% to \$28,563,772. State and federal aid 54% and property taxes 23% accounted for most of the District’s revenue. The remaining 23% of the revenue comes from operating grants, capital grants, charges for services, non-property taxes, investment earnings, compensation for loss, and miscellaneous revenues.

The total cost of all the programs and services decreased 11% to \$25,353,782. The District’s expenses are predominately related to education and caring for the students (Instruction) 72%. General support, which included expenses associated with the operation, maintenance, and administration of the District, accounted for 16% of the total costs. See the table below:

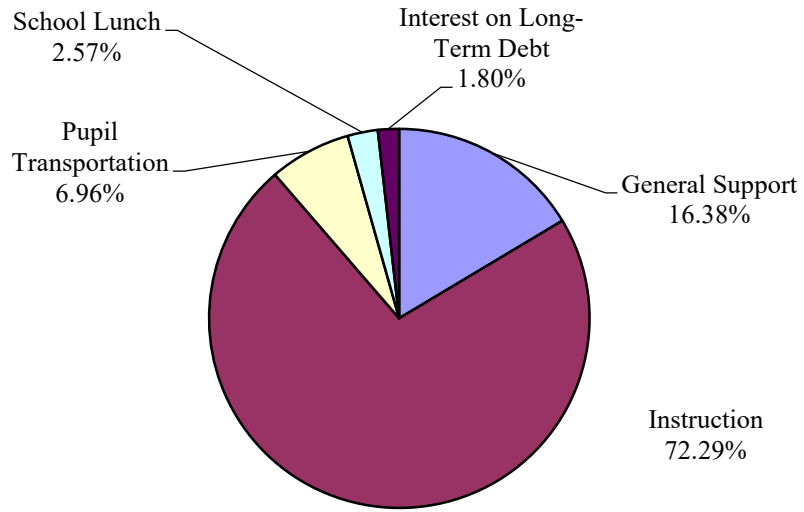
	<b>Governmental Activities</b>		<b>Total Variance</b>
	<b><u>2022</u></b>	<b><u>2021</u></b>	
<b><u>REVENUES:</u></b>			
<b><u>Program -</u></b>			
Charges for Service	\$ 2,946,021	\$ 3,171,089	\$ (225,068)
Operating Grants & Contributions	3,034,312	1,903,542	1,130,770
Capital Grants & Contributions	69,248	-	69,248
<b>Total Program</b>	<b><u>\$ 6,049,581</u></b>	<b><u>\$ 5,074,631</u></b>	<b><u>\$ 974,950</u></b>
<b><u>General -</u></b>			
Property Taxes	\$ 6,472,288	\$ 6,336,910	\$ 135,378
Non Property Taxes	36,043	32,410	3,633
State and Federal Aid	15,305,387	15,158,544	146,843
Investment Earnings	56,349	34,464	21,885
Compensation for Loss	31,310	18,733	12,577
Miscellaneous	612,814	349,299	263,515
<b>Total General</b>	<b><u>\$ 22,514,191</u></b>	<b><u>\$ 21,930,360</u></b>	<b><u>\$ 583,831</u></b>
<b>TOTAL REVENUES</b>	<b><u>\$ 28,563,772</u></b>	<b><u>\$ 27,004,991</u></b>	<b><u>\$ 1,558,781</u></b>
<b><u>SPECIAL ITEM:</u></b>			
Advance Refunding	<b><u>\$ (197,134)</u></b>	<b><u>\$ -</u></b>	<b><u>\$ (197,134)</u></b>
<b><u>EXPENSES:</u></b>			
General Support	\$ 4,154,162	\$ 4,197,408	\$ (43,246)
Instruction	18,327,484	21,417,154	(3,089,670)
Pupil Transportation	1,764,760	1,601,072	163,688
School Lunch	651,265	651,802	(537)
Interest	456,111	707,637	(251,526)
<b>TOTAL EXPENSES</b>	<b><u>\$ 25,353,782</u></b>	<b><u>\$ 28,575,073</u></b>	<b><u>\$ (3,221,291)</u></b>
<b>INCREASE IN NET POSITION</b>	<b><u>\$ 3,012,856</u></b>	<b><u>\$ (1,570,082)</u></b>	
<b>NET POSITION, BEGINNING OF YEAR</b>	<b><u>(9,503,129)</u></b>	<b><u>(8,423,593)</u></b>	
<b>NET POSITION, END OF YEAR</b>	<b><u>\$ (6,490,273)</u></b>	<b><u>\$ (9,993,675)</u></b>	
Restated for GASB 87		490,546	
<b>RESTATED NET POSITION</b>		<b><u>\$ (9,503,129)</u></b>	

**Key Variances**

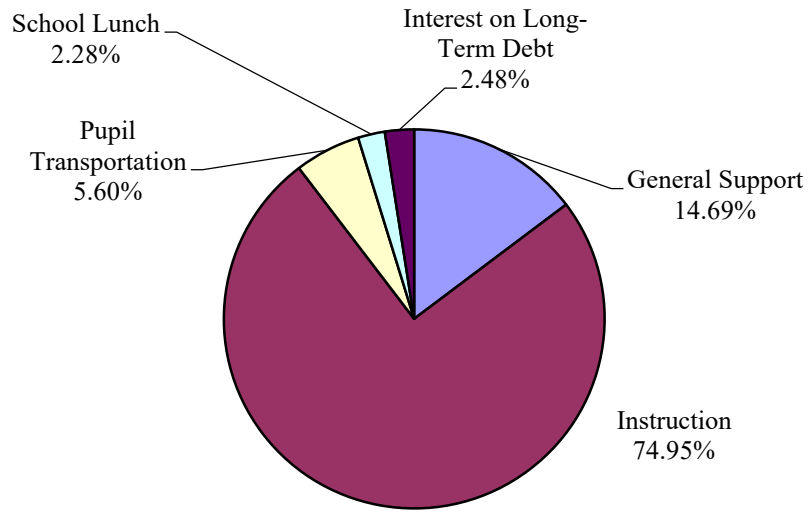
- The District received and spent federal stimulus funds which increased operating grants and contributions.
- The New York State Teachers Retirement System and Employee Retirement System both reported a net pension asset which reduces instructional expenditures in the current year.
- The District advanced refunded debt during the year that generated a net present value savings of approximately \$72,000.



### Expenses for 2021-22



### Expenses for 2020-21



**Financial Analysis of the School District's Funds**

The financial performance of the District as a whole is reflected in its governmental funds. As the District completed the year, its governmental funds reported combined fund balances of \$6,446,275 which is more than last year's ending fund balance of \$4,891,001.

The General Fund is the chief operating fund of the District. At the end of the current year, the total fund balance of the General Fund was \$6,897,978. Fund balance for the General Fund increased by \$18,719 compared with the prior year. See the table below:

<b><u>General Fund Balances:</u></b>	<b><u>2022</u></b>	<b><u>2021</u></b>	<b><u>Total Variance</u></b>
Restricted	\$ 5,174,799	\$ 5,499,656	\$ (324,857)
Assigned	867,905	554,328	313,577
Unassigned	855,274	825,275	29,999
<b>Total General Fund Balances</b>	<b><u>\$ 6,897,978</u></b>	<b><u>\$ 6,879,259</u></b>	<b><u>\$ 18,719</u></b>

**General Fund Budgetary Highlights**

The difference between the original budget and the final amended budget was \$7,328. This change is attributable to \$4,686 of carryover encumbrances from the 2020-21 school year and \$2,642 for donations.

The key factors for budget variances in the general fund are listed below along with explanations for each.

<b>Revenue Items:</b>	<b>Budget Variance Amended Vs. Actual</b>	<b>Explanation for Budget Variance</b>
Charges for Services	\$162,726	Due to rapid shifts in routes for Native students related to the pandemic, the District experienced difficulty in budgeting for actual revenues
State Sources	(\$1,191,768)	Expenditures for the Nation School were \$1.1 million under budget. Since the Nation School is fully funded by the State, revenues to the Nation School fund were reduced

<b>Expenditure Items:</b>	<b>Budget Variance Amended Vs. Actual</b>	
Central Services	\$246,144	The District has taken a responsible approach to reduce energy expenses by installing LED lights in several of the buildings, reducing energy costs. Also due to an unpredictable energy market the District budgets extra expenses for utilities.
Teaching-Regular	\$443,675	Redirected existing staff to new support positions to assist with new program adoptions. The associated salaries were funded through federal grants
Programs for Children with Handicapping Conditions	\$425,343	Due to shifts in student populations and student need, expense for Special Education were under budget. There were students who aged out and moved out of district.
Pupil Services	\$373,865	Redirected existing staff to new support positions to assist with new program adoptions. The associated salaries were funded through federal grants
Employee Benefits	\$630,810	District takes a responsible approach to budgeting for employee benefits to assure funds are available if there is a shift in employee elections for benefits that the district is obligated to pay by contract

### Capital Asset and Debt Administration

#### Capital Assets

By the end of the 2022 fiscal year, the District had invested \$37,289,868 in a broad range of capital assets, including land, buildings and improvements, and machinery and equipment. The change in capital assets, net of accumulated depreciation, is reflected below:

	<u>2022</u>	<u>2021</u>
<b><u>Capital Assets:</u></b>		
Land	\$ 156,400	\$ 156,400
Work in Progress	10,005,086	8,587,352
Buildings and Improvements	25,070,283	25,827,081
Machinery and Equipment	2,058,099	1,857,748
<b>Total Capital Assets</b>	<b><u>\$ 37,289,868</u></b>	<b><u>\$ 36,428,581</u></b>
<b><u>Lease Assets:</u></b>		
Equipment	\$ 415,216	\$ 551,045
<b>Total Lease Assets</b>	<b><u>\$ 415,216</u></b>	<b><u>\$ 551,045</u></b>

More detailed financial information can be found in the notes to the financial statements.

## Long-Term Debt

At year end, the District had \$45,683,350 in general obligation bonds and other long-term debt outstanding as follows:

<u>Type</u>	<u>2022</u>	<u>2021</u>
Serial Bonds	\$ 14,140,510	\$ 13,018,495
Bond Premium	1,692,507	1,869,670
Lease Liability	22,722	60,499
OPEB	29,081,169	36,228,893
Net Pension Liability	-	1,646,363
Retainage Payable	24,014	-
Compensated Absences	722,428	723,777
<b>Total Long-Term Obligations</b>	<b>\$ 45,683,350</b>	<b>\$ 53,547,697</b>

More detailed financial information can be found in the notes to the financial statements.

### Factors Bearing on the District's Future

The pandemic has created many financial considerations for school districts statewide. While it appears that the pandemic is transitioning to a phase where the financial considerations are beginning to stabilize and become more predictable, Lafayette is well-positioned to respond to the ever-changing needs of the district. The district is prepared to meet the needs of students whether they are in person or participating in remote instruction.

The district has also taken a responsible approach to use stimulus funds to address one-time expenditures such as the purchase of air purification units, professional development, and the purchase of new furniture to allow for flexible seating arrangements based on distancing requirements. To avoid a potential "fiscal cliff," the district will continue to create a multi-year budget projecting expenses and revenues based on known factors and attempt to address possible reductions in school aid revenues.

Additionally, the district is in the process of completing a major capital project, which will upgrade the HVAC systems for several classrooms and common areas in the school. The district is currently completing the required Building Condition Survey and will address findings as needed.

### Contacting the School District's Financial Management

This financial report is designed to provide the District's citizens, taxpayers, customers, investors, and creditors with a general overview of the District's finances and to demonstrate the District's accountability for the money it receives. Questions concerning any of the information provided in this report or requests for additional information should be addressed to the following:

LaFayette Central School District  
5955 US Route 20  
LaFayette, New York 13084

**LAFAYETTE CENTRAL SCHOOL DISTRICT, NEW YORK**

**Statement of Net Position**

**June 30, 2022**

	<b>Governmental Activities</b>
<b>ASSETS</b>	
Cash and cash equivalents	\$ 6,272,815
Accounts receivable	5,440,276
Inventories	11,382
Net pension asset	10,819,769
<b>Capital Assets:</b>	
Land	156,400
Work in progress	10,005,086
Other capital assets (net of depreciation)	27,543,598
<b>TOTAL ASSETS</b>	<b><u>\$ 60,249,326</u></b>
 <b>DEFERRED OUTFLOWS OF RESOURCES</b>	
Deferred outflows of resources	<b><u>\$ 13,616,446</u></b>
 <b>LIABILITIES</b>	
Accounts payable	\$ 244,567
Accrued liabilities	96,179
Unearned revenues	149,037
Due to other governments	109
Due to teachers' retirement system	1,113,665
Due to employees' retirement system	112,437
Revenue anticipation notes payable	3,500,000
Other Liabilities	97,298
<b>Long-Term Obligations:</b>	
Due in one year	1,965,016
Due in more than one year	43,718,334
<b>TOTAL LIABILITIES</b>	<b><u>\$ 50,996,642</u></b>
 <b>DEFERRED INFLOWS OF RESOURCES</b>	
Deferred inflows of resources	<b><u>\$ 29,359,403</u></b>
 <b>NET POSITION</b>	
Net investment in capital assets	\$ 21,072,611
<b>Restricted For:</b>	
Repair reserve	2,273,900
Liability reserve	851,380
Other purposes	2,224,729
Unrestricted	(32,912,893)
<b>TOTAL NET POSITION</b>	<b><u>\$ (6,490,273)</u></b>

(See accompanying notes to financial statements)



**LAFAYETTE CENTRAL SCHOOL DISTRICT, NEW YORK**

**Statement of Activities**

**For The Year Ended June 30, 2022**

<u>Functions/Programs</u>	<u>Expenses</u>	<u>Program Revenues</u>			<u>Net (Expense) Revenue and Changes in Net Position</u>
		<u>Charges for Services</u>	<u>Operating Grants and Contributions</u>	<u>Capital Grants and Contributions</u>	<u>Governmental Activities</u>
<b>Primary Government -</b>					
General support	\$ 4,154,162	\$ -	\$ -	\$ -	\$ (4,154,162)
Instruction	18,327,484	2,907,726	2,378,952	69,248	(12,971,558)
Pupil transportation	1,764,760	-	-	-	(1,764,760)
School lunch	651,265	38,295	655,360	-	42,390
Interest	456,111	-	-	-	(456,111)
<b>Total Primary Government</b>	<b><u>\$ 25,353,782</u></b>	<b><u>\$ 2,946,021</u></b>	<b><u>\$ 3,034,312</u></b>	<b><u>\$ 69,248</u></b>	<b><u>\$ (19,304,201)</u></b>
 <b>General Revenues:</b>					
Property taxes					\$ 6,472,288
Non property taxes					36,043
State and federal aid					15,305,387
Investment earnings					56,349
Compensation for loss					31,310
Miscellaneous					612,814
<b>Total General Revenues</b>					<b><u>\$ 22,514,191</u></b>
 <b>Special Item:</b>					
Advance refunding					\$ (197,134)
<b>Total General Revenues and Special Item</b>					<b><u>\$ 22,317,057</u></b>
Changes in Net Position					\$ 3,012,856
<b>Net Position, Beginning of Year (restated)</b>					<b><u>(9,503,129)</u></b>
<b>Net Position, End of Year</b>					<b><u>\$ (6,490,273)</u></b>

LAFAYETTE CENTRAL SCHOOL DISTRICT, NEW YORK

Balance Sheet

Governmental Funds

June 30, 2022

	General Fund	Special Aid Fund	Capital Projects Fund	Nonmajor Governmental Funds	Total Governmental Funds
<b>ASSETS</b>					
Cash and cash equivalents	\$ 6,222,402	\$ 18,198	\$ (14,367)	\$ 46,582	\$ 6,272,815
Receivables	3,745,371	1,414,607	141,754	138,544	5,440,276
Inventories	-	-	-	11,382	11,382
Due from other funds	3,242,764	-	-	198,026	3,440,790
<b>TOTAL ASSETS</b>	<b>\$ 13,210,537</b>	<b>\$ 1,432,805</b>	<b>\$ 127,387</b>	<b>\$ 394,534</b>	<b>\$ 15,165,263</b>
<b>LIABILITIES AND FUND BALANCES</b>					
<b>Liabilities -</b>					
Accounts payable	\$ 62,224	\$ 122,449	\$ 59,352	\$ 542	\$ 244,567
Accrued liabilities	58,971	2,067	-	47	61,085
Notes payable - revenue anticipation notes	3,500,000	-	-	-	3,500,000
Due to other funds	1,377,467	1,186,453	820,755	56,115	3,440,790
Due to other governments	-	-	-	109	109
Due to TRS	1,113,665	-	-	-	1,113,665
Due to ERS	102,934	-	-	9,503	112,437
Other liabilities	97,298	-	-	-	97,298
Unearned revenue	-	121,836	-	27,201	149,037
<b>TOTAL LIABILITIES</b>	<b>\$ 6,312,559</b>	<b>\$ 1,432,805</b>	<b>\$ 880,107</b>	<b>\$ 93,517</b>	<b>\$ 8,718,988</b>
<b>Fund Balances -</b>					
Nonspendable	\$ -	\$ -	\$ -	\$ 11,382	\$ 11,382
Restricted	5,174,799	-	38,541	175,210	5,388,550
Assigned	867,905	-	-	114,425	982,330
Unassigned	855,274	-	(791,261)	-	64,013
<b>TOTAL FUND BALANCE</b>	<b>\$ 6,897,978</b>	<b>\$ -</b>	<b>\$ (752,720)</b>	<b>\$ 301,017</b>	<b>\$ 6,446,275</b>
<b>TOTAL LIABILITIES AND FUND BALANCES</b>	<b>\$ 13,210,537</b>	<b>\$ 1,432,805</b>	<b>\$ 127,387</b>	<b>\$ 394,534</b>	

Amounts reported for governmental activities in the Statement of Net Position are different because:

Capital assets/right to use assets used in governmental activities are not financial resources and therefore are not reported in the funds.	37,705,084
Interest is accrued on outstanding bonds in the statement of net position but not in the funds.	(35,094)
The following long-term obligations are not due and payable in the current period and therefore are not reported in the governmental funds:	
Serial bonds payable	(14,140,510)
Unamortized bond premium	(1,692,507)
Leases	(22,722)
Retainage	(24,014)
OPEB	(29,081,169)
Compensated absences	(722,428)
Net pension asset	10,819,769
Deferred outflow - pension	7,131,941
Deferred outflow - OPEB	6,484,505
Deferred inflow - pension	(13,693,769)
Deferred inflow - OPEB	(15,665,634)
<b>Net Position of Governmental Activities</b>	<b>\$ (6,490,273)</b>

**LAFAYETTE CENTRAL SCHOOL DISTRICT, NEW YORK**  
**Statement of Revenues, Expenditures and Changes in Fund Balances**  
**Governmental Funds**  
**For The Year Ended June 30, 2022**

	<b>General Fund</b>	<b>Special Aid Fund</b>	<b>Capital Projects Fund</b>	<b>Nonmajor Governmental Funds</b>	<b>Total Governmental Funds</b>
<b>REVENUES</b>					
Real property taxes and tax items	\$ 6,472,288	\$ -	\$ -	\$ -	\$ 6,472,288
Non-property taxes	36,043	-	-	-	36,043
Charges for services	2,907,726	-	-	-	2,907,726
Use of money and property	56,336	-	-	13	56,349
Sale of property and compensation for loss	31,310	-	-	-	31,310
Miscellaneous	317,185	2,746	-	113,115	433,046
Interfund revenues	634	-	-	-	634
State sources	15,185,186	489,658	69,248	10,231	15,754,323
Federal sources	120,201	1,886,548	-	536,540	2,543,289
Sales	-	-	-	38,295	38,295
<b>TOTAL REVENUES</b>	<b>\$ 25,126,909</b>	<b>\$ 2,378,952</b>	<b>\$ 69,248</b>	<b>\$ 698,194</b>	<b>\$ 28,273,303</b>
<b>EXPENDITURES</b>					
General support	\$ 2,844,218	\$ 135,346	\$ -	\$ 197,166	\$ 3,176,730
Instruction	12,651,884	2,130,683	-	-	14,782,567
Pupil transportation	1,013,778	8,646	338,158	-	1,360,582
Employee benefits	5,841,672	47,133	-	107,784	5,996,589
Debt service - principal	1,928,066	-	-	93,335	2,021,401
Debt service - interest	717,992	-	-	-	717,992
Cost of sales	-	-	-	282,661	282,661
Other expenses	-	-	-	251,663	251,663
Capital outlay	-	-	1,523,984	-	1,523,984
<b>TOTAL EXPENDITURES</b>	<b>\$ 24,997,610</b>	<b>\$ 2,321,808</b>	<b>\$ 1,862,142</b>	<b>\$ 932,609</b>	<b>\$ 30,114,169</b>
<b>EXCESS (DEFICIENCY) OF REVENUES OVER EXPENDITURES</b>	<b>\$ 129,299</b>	<b>\$ 57,144</b>	<b>\$ (1,792,894)</b>	<b>\$ (234,415)</b>	<b>\$ (1,840,866)</b>
<b>OTHER FINANCING SOURCES (USES)</b>					
Transfers - in	\$ -	\$ 16,967	\$ 87,342	\$ 34,074	\$ 138,383
Transfers - out	(110,580)	(20,711)	(7,092)	-	(138,383)
Proceeds from obligations	-	-	2,555,510	-	2,555,510
BAN's redeemed from appropriations	-	-	550,129	-	550,129
Premium on obligations issued	-	-	-	290,469	290,469
Payment to refunded bond escrow agent	-	-	-	(1,359,968)	(1,359,968)
Proceeds from advanced refunding	-	-	-	1,360,000	1,360,000
<b>TOTAL OTHER FINANCING SOURCES (USES)</b>	<b>\$ (110,580)</b>	<b>\$ (3,744)</b>	<b>\$ 3,185,889</b>	<b>\$ 324,575</b>	<b>\$ 3,396,140</b>
<b>NET CHANGE IN FUND BALANCE</b>	<b>\$ 18,719</b>	<b>\$ 53,400</b>	<b>\$ 1,392,995</b>	<b>\$ 90,160</b>	<b>\$ 1,555,274</b>
<b>FUND BALANCE, BEGINNING OF YEAR</b>	<b>6,879,259</b>	<b>(53,400)</b>	<b>(2,145,715)</b>	<b>210,857</b>	<b>4,891,001</b>
<b>FUND BALANCE, END OF YEAR</b>	<b>\$ 6,897,978</b>	<b>\$ -</b>	<b>\$ (752,720)</b>	<b>\$ 301,017</b>	<b>\$ 6,446,275</b>

(See accompanying notes to financial statements)

**LAFAYETTE CENTRAL SCHOOL DISTRICT, NEW YORK**  
**Reconciliation of Governmental Funds Statement of Revenues, Expenditures, and Changes in**  
**Fund Balances of Governmental Funds to Statement of Activities**  
**For The Year Ended June 30, 2022**

**NET CHANGE IN FUND BALANCES -**  
**TOTAL GOVERNMENTAL FUNDS**

\$ 1,555,274

Amounts reported for governmental activities in the Statement of Activities are different because:  
Governmental funds report capital outlays as expenditures. However, in the Statement of Activities the cost of those assets is allocated over their estimated useful lives and reported as depreciation expense. The following are the amounts by which capital outlays and additions of assets in excess depreciation in the current period:

Capital Outlay	\$ 1,523,984	
Additions to Assets, Net	460,187	
Depreciation / Amortization	<u>(1,258,713)</u>	725,458

Bond proceeds provide current financial resources to governmental funds, but issuing debt increases long-term obligations in the Statement of Net Position. Repayment of bond principal is an expenditure in the governmental funds, but the repayment reduces long-term obligations in the Statement of Net Position. The following details these items as they effect the governmental activities:

Debt Repayments	\$ 2,021,401	
Proceeds from Bond Issuance	(2,555,510)	
Proceeds from BAN Redemption	(550,129)	
Unamortized Bond Premium	<u>177,163</u>	(907,075)

In the Statement of Activities, interest is accrued on outstanding bonds, whereas in governmental funds, an interest expenditure is reported when due. 84,718

The retainage liability does not require the use of current financial resources and, therefore, is not reported as an expenditure in the governmental funds. (24,014)

The net OPEB liability does not require the use of current financial resources and, therefore, is not reported as an expenditure in the governmental funds. (405,315)

(Increase) decrease in proportionate share of net pension asset/liability reported in the Statement of Activities do not provide for or require the use of current financial resources and therefore are not reported as revenues or expenditures in the governmental funds

Teachers' Retirement System		1,642,510
Employees' Retirement System		339,951

In the Statement of Activities, vacation pay, teachers' retirement incentive and judgments and claims are measured by the amount accrued during the year. In the governmental funds, expenditures for these items are measured by the amount actually paid. The following provides the differences of these items as presented in the governmental activities:

Compensated Absences		<u>1,349</u>
----------------------	--	--------------

**CHANGE IN NET POSITION OF GOVERNMENTAL ACTIVITIES**

**\$ 3,012,856**

**LAFAYETTE CENTRAL SCHOOL DISTRICT, NEW YORK**

**Statement of Fiduciary Net Position**

**June 30, 2022**

	<b>Custodial Funds</b>
<b>ASSETS</b>	
Cash and cash equivalents	\$ 94,105
<b>TOTAL ASSETS</b>	<b><u>\$ 94,105</u></b>
<b>NET POSITION</b>	
Restricted for individuals, organizations and other governments	\$ 94,105
<b>TOTAL NET POSITION</b>	<b><u>\$ 94,105</u></b>

**Statement of Changes in Fiduciary Net Position**

**For The Year Ended June 30, 2022**

	<b>Custodial Funds</b>
<b>ADDITIONS</b>	
Student activity	\$ 71,008
<b>TOTAL ADDITIONS</b>	<b><u>\$ 71,008</u></b>
<b>DEDUCTIONS</b>	
Student activity	\$ 71,520
<b>TOTAL DEDUCTIONS</b>	<b><u>\$ 71,520</u></b>
<b>CHANGE IN NET POSITION</b>	\$ (512)
<b>NET POSITION, BEGINNING OF YEAR</b>	<u>94,617</u>
<b>NET POSITION, END OF YEAR</b>	<b><u>\$ 94,105</u></b>

# LAFAYETTE CENTRAL SCHOOL DISTRICT, NEW YORK

## Notes To The Basic Financial Statements

June 30, 2022

### I. Summary of Significant Accounting Policies

The financial statements of the LaFayette Central School District, New York (the District) have been prepared in conformity with generally accepted accounting principles (GAAP) as applied to government units. The Governmental Accounting Standards Board (GASB) is the accepted standard setting body for establishing governmental accounting and financial reporting principles. The more significant of the District's accounting policies are described below.

#### A. Reporting Entity

The LaFayette Central School District is governed by the laws of New York State. The District is an independent entity governed by an elected Board of Education consisting of seven members. The President of the Board serves as the chief fiscal officer and the Superintendent is the chief executive officer. The Board is responsible for, and controls all activities related to public school education within the District. Board members have authority to make decisions, power to appoint management, and primary accountability for all fiscal matters.

The reporting entity of the District is based upon criteria set forth by GASB Statement 14, *The Financial Reporting Entity*, as amended by GASB Statement 39, *Component Units* and GASB Statement No. 61, *The Financial Reporting Entity*. The financial reporting entity consists of the primary government, organizations for which the primary government is financially accountable and other organizations for which the nature and significance of their relationship with the primary government are such that exclusion would cause the reporting entity's financial statements to be misleading or incomplete.

The District is not a component unit of another reporting entity. The decision to include a potential component unit in the District's reporting entity is based on several criteria including legal standing, fiscal dependency, and financial accountability. Based on the application of these criteria, the following is a brief review of certain entities included in the District's reporting entity.

#### 1. Extraclassroom Activity Funds

The extraclassroom activity funds of the District represent funds of the students of the District. The Board of Education exercises general oversight of these funds. The extraclassroom activity funds are independent of the District with respect to its financial transactions, and the designation of student management. Separate audited financial statements (cash basis) of the extraclassroom activity funds can be found at the District's business office. The District accounts for assets held as an agency for various student organizations in an agency fund.

**( I. ) (Continued)**

**B. Joint Venture**

The District is a component of the Onondaga, Cortland-Madison Counties Board of Cooperative Educational Services (BOCES). The BOCES is a voluntary, cooperative association of school districts in a geographic area that shares planning, services, and programs which provide educational and support activities. There is no authority or process by which a school district can terminate its status as a BOCES component.

BOCES are organized under §1950 of the New York State Education Law. A BOCES Board is considered a corporate body. Members of a BOCES Board are nominated and elected by their component member boards in accordance with provisions of §1950 of the New York State Education Law. All BOCES property is held by the BOCES Board as a corporation (§1950(6)). In addition, BOCES Boards also are considered municipal corporations to permit them to contract with other municipalities on a cooperative basis under §119-n(a) of the New York State General Municipal Law.

A BOCES' budget is comprised of separate budgets for administrative, program, and capital costs. Each component school district's share of administrative and capital cost is determined by resident public school district enrollment as defined in Education Law, Section 1950(4)(b)(7). In addition, component districts pay tuition or a service fee for programs in which its students participate.

During the year, the District was billed \$2,265,751 for BOCES administrative and program costs.

The District's share of BOCES aid amounted to \$886,511.

Financial statements for the BOCES are available from the BOCES administrative office.

**C. Basis of Presentation**

**1. Districtwide Statements**

The Statement of Net Position and the Statement of Activities present financial information about the District's governmental activities. These statements include the financial activities of the overall government in its entirety, except those that are fiduciary. Eliminations have been made to minimize the double counting of internal transactions. Governmental activities generally are financed through taxes, state aid, intergovernmental revenues, and other exchange and non-exchange transactions. Operating grants include operating-specific and discretionary (either operating or capital) grants, while the capital grants column reflects capital specific grants.

The Statement of Activities presents a comparison between program expenses and revenues for each function of the District's governmental activities. Direct expenses are those that are specifically associated with and are clearly identifiable to a particular function. Indirect expenses, principally employee benefits, are allocated to functional areas in proportion to the payroll expended for those areas. Program revenues include charges paid by the recipients of goods or services offered by the programs, and grants and contributions that are restricted to meeting the operational or capital requirements of a particular program. Revenues that are not classified as program revenues, including all taxes, are presented as general revenues.

( I. ) (Continued)

2. **Fund Statements**

The fund statements provide information about the District's funds, including fiduciary funds. Separate statements for each fund category (governmental and fiduciary) are presented. The emphasis of fund financial statements is on major governmental funds, each displayed in a separate column. All remaining governmental funds are aggregated and reported as nonmajor funds.

The District reports the following governmental funds:

a. **Major Governmental Funds**

**General Fund** - This is the District's primary operating fund. It accounts for all financial transactions that are not required to be accounted for in another fund.

**Capital Projects Fund** - Used to account for the financial resources used for acquisition, construction, or major repair of capital facilities.

**Special Aid Fund** - This fund accounts for the proceeds of specific revenue sources, such as federal and state grants, that are legally restricted to expenditures for specified purposes. These legal restrictions may be imposed either by governments that provide the funds, or by outside parties.

b. **Nonmajor Governmental** - The other funds which are not considered major are aggregated and reported as nonmajor governmental funds as follows:

**School Lunch Fund** - Used to account for transactions of the District's lunch, breakfast and milk programs.

**Debt Service Fund** - This fund accounts for the accumulation of resources and the payment of principal and interest on long-term obligations for governmental activities.

**Miscellaneous Special Revenue Fund** – used to account for and report those revenues that are restricted or committed to expenditures for specified purposes.

c. **Fiduciary** - Fiduciary activities are those in which the District acts as trustee or agent for resources that belong to others. These activities are not included in the District-wide financial statements, because their resources do not belong to the District, and are not available to be used.

**Custodial Funds** - These funds are strictly custodial in nature and do not involve the measurement of results of operations. Assets are held by the District as agent for various student groups or extraclassroom activity funds.



( I. ) (Continued)

**D. Measurement Focus and Basis of Accounting**

Accounting and financial reporting treatment is determined by the applicable measurement focus and basis of accounting. Measurement focus indicates the type of resources being measured such as current financial resources or economic resources. The basis of accounting indicates the timing of transactions or events for recognition in the financial statements.

The District-Wide and fiduciary fund financial statements are reported using the economic resources measurement focus and the accrual basis of accounting. Revenues are recorded when earned and expenses are recorded at the time liabilities are incurred, regardless of when the related cash transaction takes place. Nonexchange transactions, in which the District gives or receives value without directly receiving or giving equal value in exchange, include property taxes, grants and donations. On an accrual basis revenue from property taxes is recognized in the fiscal year for which the taxes are levied. Revenue from grants and donations is recognized in the fiscal year in which all eligibility requirements have been satisfied.

The fund financial statements are reported using the current financial resources measurement focus and the modified accrual basis of accounting. Under this method, revenues are recognized when measurable and available. The District considers all revenues reported in the governmental funds to be available if the revenues are collected within one year after the end of the fiscal year.

Expenditures are recorded when the related fund liability is incurred, except for principal and interest on general long-term debt, claims and judgments, and compensated absences, which are recognized as expenditures to the extent they have matured. General capital asset acquisitions are reported as expenditures in governmental funds. Proceeds of general long-term debt and acquisitions under capital leases are reported as other financing sources.

**E. Property Taxes**

Real property taxes are levied annually by the Board of Education no later than September 1 and become a lien on August 19, 2021. Taxes are collected during the period September 2 to November 1, 2021.

Uncollected real property taxes are subsequently enforced by the County(ies) in which the District is located. The County(ies) pay an amount representing uncollected real property taxes transmitted to the County(ies) for enforcement to the District no later than the following April 1.

**F. Restricted Resources**

When an expense is incurred for purposes for which both restricted and unrestricted net position are available, the District's policy concerning which to apply first varies with the intended use, and with associated legal requirements, many of which are described elsewhere in these notes.

( I. ) (Continued)

**G. Interfund Transactions**

The operations of the District include transactions between funds. These transactions may be temporary in nature, such as with interfund borrowing. The District typically loans resources between funds for the purpose of providing cash flow. These interfund receivables and payables are expected to be repaid within one year. Permanent transfers of funds include the transfer of expenditures and revenues to provide financing or other services.

In the District-wide statements, the amounts reported on the Statement of Net Position for interfund receivables and payables represent amounts due between different fund types (governmental activities and fiduciary funds). Eliminations have been made for all interfund receivables and payables between the funds.

The governmental funds report all interfund transactions as originally recorded. Interfund receivables and payables may be netted on the accompanying governmental funds balance sheet when it is the District's practice to settle these amounts at a net balance based upon the right of legal offset.

Refer to Note VII for a detailed disclosure by individual fund for interfund receivables, payables, expenditures, and revenues activity.

**H. Estimates**

The preparation of financial statements in conformity with accounting principles generally accepted in the United States of America requires management to make estimates and assumptions that affect the reported amount of assets, deferred outflows of resources, liabilities, and deferred inflows of resources and disclosure of contingent assets and liabilities at the date of the financial statements and the reported revenues and expenses/expenditures during the reporting period. Actual results could differ from those estimates. Estimates and assumptions are made in a variety of areas, including computation of encumbrances, compensated absences, potential contingent liabilities and useful lives of long-lived assets.

**I. Cash and Cash Equivalents**

The District's cash and cash equivalents consist of cash on hand, demand deposits, and short-term investments with original maturities of three months or less from the date of acquisition.

New York State Law governs the District's investment policies. Resources must be deposited in FDIC-insured commercial banks or trust companies located within the State. Permissible investments include obligations of the United States Treasury, United States Agencies, repurchase agreements and obligations of New York State or its localities.

Collateral is required for demand and time deposits and certificates of deposit not covered by FDIC insurance. Obligations that may be pledged as collateral are obligations of the United States and its agencies and obligations of the State and its municipalities and Districts.

( I. ) (Continued)

**J.     Receivables**

Receivables are shown net of an allowance for uncollectible accounts, when applicable.

In addition, the District will report a receivable relating to a lease arrangement. The receivable is recorded at the present value of the future payments and recognized over the life of the lease.

**K.     Inventory and Prepaid Items**

Inventories of food and/or supplies for school lunch are recorded at cost on a first-in, first-out basis or, in the case of surplus food, at stated value which approximates market. Purchases of inventoriable items in other funds are recorded as expenditures at the time of purchase, and are considered immaterial in amount.

Prepaid items represent payments made by the District for which benefits extend beyond year end. These payments to vendors reflect costs applicable to future accounting periods and are recorded as prepaid items in both the District-wide and fund financial statements. These items are reported as assets on the statement of net position or balance sheet using the consumption method. A current asset for the prepaid amounts is recorded at the time of purchase and an expense/expenditure is reported in the year the goods or services are consumed.

**L.     Capital Assets**

In the District-wide financial statements, capital assets are accounted for at historical cost or estimated historical cost if actual is unavailable, except for donated capital assets which are recorded at their acquisition value at the date of donation.

Depreciation of all exhaustible capital assets is recorded as an allocated expense in the Statement of Activities, with accumulated depreciation reflected in the Statement of Net Position. Depreciation is provided over the assets' estimated useful lives using the straight-line method of depreciation. A capitalization threshold of \$5,000 is used to report capital assets. The range of estimated useful lives by type of assets is as follows:

<u>Class</u>	<u>Capitalization Threshold</u>	<u>Depreciation Method</u>	<u>Estimated Useful Life</u>
Buildings	\$ 50,000	SL	25-50 Years
Machinery and Equipment	\$ 5,000	SL	5-20 Years

The investment in infrastructure type assets have not been segregated for reporting purposes since all costs associated with capital projects are consolidated and reported as additions to buildings and improvements.

**M.     Right To Use Assets**

The District-wide financial statements, right-to-use-assets are reported within the major class of the underlying asset and valued at the future minimum lease payment. Amortization is between 3 and 5 years based on the contract terms and/or estimated replacement of the assets.

( I. ) (Continued)

**N. Unearned Revenue**

The District reports unearned revenues on its Statement of Net Position and its Balance Sheet. On the Statement of Net Position, unearned revenue arises when resources are received by the District before it has legal claim to them, as when grant monies are received prior to incurrence of qualifying expenditures. In subsequent periods, when the District has legal claim to resources, the liability for unearned revenue is removed and revenue is recognized.

**O. Deferred Outflows and Inflows of Resources**

In addition to assets, the Statement of Net Position will sometimes report a separate section for deferred outflows of resources. This separate financial statement element, *deferred outflows of resources*, represents a consumption of net position that applies to a future period and so will not be recognized as an outflow of resources (expenses/expenditure) until then.

In addition to liabilities, the statement of net position will sometimes report a separate section for deferred inflows of resources. This separate financial statement element, *deferred inflows of resources*, represents an acquisition of net position that applies to a future period(s) and so will not be recognized as an inflow of resources (revenue) until that time.

**P. Vested Employee Benefits**

**1. Compensated Absences**

Compensated absences consist of unpaid accumulated annual sick leave, vacation, and sabbatical time. sick leave eligibility and accumulation is specified in negotiated labor contracts. Upon retirement, resignation or death, employees may contractually receive a payment based on unused accumulated sick leave.

District employees are granted vacation in varying amounts, based primarily on length of service and service position. Some earned benefits may be forfeited if not taken within varying time periods.

The liability has been calculated using the vesting/termination method and an accrual for that liability included in the District-wide financial statements. The compensated absences liability is calculated based on the pay rates in effect at year-end.

In the fund statements only the amount of matured liabilities is accrued within the General Fund based upon expendable and available financial resources. These amounts are recognized as expenditures on a pay-as-you-go basis.

**Q. Other Benefits**

District employees participate in the New York State Employees' Retirement System and the New York State Teachers' Retirement System.

**( I. ) (Continued)**

In addition to providing pension benefits, the District provides post-employment health coverage to retired employees in accordance with the provision of various employment contracts in effect at the time of retirement. Substantially all of the District's employees may become eligible for these benefits if they reach normal retirement age while working for the District. Health care benefits are provided through plans whose premiums are based on the benefits paid during the year. The cost of providing post-retirement benefits may be shared between the District and the retired employee. The District recognizes the cost of providing health insurance by recording its share of insurance premiums as an expenditure.

**R. Short-Term Debt**

The District may issue Revenue Anticipation Notes (RAN) in anticipation of the receipt of revenues. These notes are recorded as a liability of the fund that will actually receive the proceeds from the issuance of the notes. The RANs and TANs represent a liability that will be extinguished by the use of expendable, available resources of the fund.

The District may issue Bond Anticipation Notes (BAN), in anticipation of proceeds from the subsequent sale of bonds. These notes are recorded as current liabilities of the funds that will actually receive the proceeds from the issuance of bonds. State law requires that a BAN issued for capital purposes be converted to long-term financing within five years after the original issue date.

**S. Accrued Liabilities and Long-Term Obligations**

Payables, accrued liabilities, and long-term obligations are reported in the district-wide financial statements. In the governmental funds, payables and accrued liabilities are paid in a timely manner and in full from current financial resources. Claims and judgments, other postemployment benefits payable and compensated absences that will be paid from governmental funds are reported as a liability in the funds financial statements only to the extent that they are due for payment in the current year. Bonds and other long-term obligations that will be paid from governmental funds are recognized as a liability in the fund financial statements when due.

Long-term obligations represent the District's future obligations or future economic outflows. The liabilities are reported as due in one year or due within more than one year in the Statement of Net Position.

**T. Equity Classifications**

**1. District-Wide Statements**

In the District-wide statements there are three classes of net position:

**a. Net Investment in Capital Assets** - consists of net capital assets (cost less accumulated depreciation) reduced by outstanding balances of related debt obligations from the acquisition, constructions or improvements of those assets.

**b. Restricted Net Position** - reports net position when constraints placed on the assets or deferred outflows of resources are either externally imposed by creditors (such as through debt covenants), grantors, contributors, or laws or regulations of other governments, or imposed by law through constitutional provisions or enabling legislation.

( I. ) (Continued)

On the Statement of Net Position the following balances represent the restricted for other purposes:

	<u><b>Total</b></u>
Insurance Reserve	\$ 33,000
Unemployment Costs	39,312
Retirement Contribution - TRS	291,402
Retirement Contribution - ERS	484,924
Workers Compensation	159,449
Capital	448,412
Debt	96,004
Scholarships	79,206
Employee Benefit Accrued Liability	<u>593,020</u>
<b>Total Net Position - Restricted for Other Purposes</b>	<u><b>\$ 2,224,729</b></u>

c. **Unrestricted Net Position** - reports the balance of net position that does not meet the definition of the above two classifications. The reported deficit of \$32,912,893 at year end is the result of full implementation of GASB #75 regarding retiree health obligations.

2. **Fund Statements**

In the fund basis statements there are five classifications of fund balance:

a. **Nonspendable Fund Balance** – Includes amounts that cannot be spent because they are either not in spendable form or legally or contractually required to be maintained intact. Nonspendable fund balance includes:

	<u><b>Total</b></u>
Inventory in School Lunch	\$ 11,382
<b>Total Nonspendable Fund Balance</b>	<u><b>\$ 11,382</b></u>

b. **Restricted Fund Balances** – Includes amounts with constraints placed on the use of resources either externally imposed by creditors, grantors, contributors, or laws or regulations of other governments; or imposed by law through constitutional provisions or enabling legislation. All encumbrances of funds other than the general fund are classified as restricted fund balance. The District has established the following restricted fund balances:

**Capital Reserve** - According to Education Law §3651, must be used to pay the cost of any object or purpose for which bonds may be issued. The creation of a capital reserve fund requires authorization by a majority of the voters establishing the purpose of the reserve; the ultimate amount, its probable term and the source of the funds. Expenditures may be made from the reserve only for a specific purpose further authorized by the voters. The form for required legal notice for the vote on establishing and funding the reserve and the form of the proposition to be placed on the ballot are set forth in §3651 of the Education Law. The Reserve is accounted for in the General Fund under restricted fund balance. Year end balances are as follows:

( I. ) (Continued)

<u>Name of Reserve</u>	<u>Maximum Funding</u>	<u>Total Funding Provided</u>	<u>Total Year to Date Balance</u>
Capital Reserve-Construction	\$ 5,000,000	\$ 1,448,412	\$ 448,412
Capital Vehicle Reserve	\$ 2,000,000	\$ -	\$ -

**Reserve for Debt Service** - According to General Municipal Law §6-1, the Reserve for Debt Service must be established for the purpose of retiring the outstanding obligations upon the sale of District property or capital improvement that was financed by obligations that remain outstanding at the time of the sale. Also, earnings on project monies invested together with unused proceeds are reported here.

**Employee Benefit Accrued Liability Reserve** - According to General Municipal Law §6-p, must be used for the payment of accrued employee benefits due to an employee upon termination of the employee's service. This reserve may be established by a majority vote of the Board, and is funded by budgetary appropriations and such other reserves and funds that may be legally appropriated.

**Liability Reserve** - According to General Municipal Law §1709(8)(c), must be used to pay for property loss and liability claims incurred. Separate funds for property loss and liability claims are required, and this reserve may not in total exceed 3% of the annual budget or \$15,000, whichever is greater.

**Retirement Contribution Reserve** - According to General Municipal Law §6-r, must be used financing retirement contributions. The reserve must be accounted for separate and apart from all other funds and a detailed report of the operation and condition of the fund must be provided to the Board.

**Teachers' Retirement Reserve** - General Municipal Law §6r was amended to include a Teachers' Retirement Reserve (TRS) sub-fund. The reserve has an annual funding limit of 2% of the prior year TRS salaries and a maximum cumulative total balance of 10% of the previous years TRS salary.

**Unemployment Insurance Reserve** - According to General Municipal Law §6-m, must be used to pay the cost of reimbursement to the State Unemployment Insurance Fund for payments made to claimants where the employer has elected to use the benefit reimbursement method. The reserve may be established by Board action and is funded by budgetary appropriations and such other funds as may be legally appropriated. Within sixty days after the end of any fiscal year, excess amounts may either be transferred to another reserve or the excess applied to the appropriations of the next succeeding fiscal year's budget. If the District elects to convert to tax (contribution) basis, excess resources in the fund over the sum sufficient to pay pending claims may be transferred to any other reserve fund.

( I. ) (Continued)

**Workers' Compensation Reserve** - According to General Municipal Law §6-j, must be used to pay for compensation benefits and other expenses authorized by Article 2 of the Workers' Compensation Law, and for payment of expenses of administering this self-insurance program. The reserve may be established by Board action, and is funded by budgetary appropriations and such other funds as may be legally appropriated. Within sixty days after the end of any fiscal year, excess amounts may either be transferred to another reserve or the excess applied to the appropriations of the next succeeding fiscal year's budget.

**Insurance Reserve** - According to General Municipal Law §6-n, must be used to pay liability, casualty and other types of losses, except losses incurred for which the following types of insurance may be purchased: life, accident, health, annuities, fidelity and surety, credit, title residual value and mortgage guarantee. In addition, this reserve may not be used for any purpose for which a special reserve may be established pursuant to law (for example, for unemployment compensation insurance). The reserve may be established by Board action, and funded by budgetary appropriation, or such other funds as may be legally appropriated. There is no limit on the amount that may be accumulated in the Insurance Reserve, however, the annual contribution to this reserve may not exceed the greater of \$33,000 or 5% of the budget. Settled or compromised claims up to \$25,000 may be paid from the reserve without judicial approval.

**Repair Reserve** - According to General Municipal Law §6-d, must be used to pay the cost of repairs to capital improvements or equipment, which repairs are of a type not recurring annually. The Board of Education, without voter approval, may establish a repair reserve fund by a majority vote of its members. Voter approval is required to fund this reserve (Opinion of the New York State Comptroller 81-401). Expenditures from this reserve may be made only after a public hearing has been held, except in emergency situations. If no hearing is held, the amount expended must be repaid to the reserve fund over the next two subsequent fiscal years.

**Encumbrances** - Encumbrance accounting, under which purchase orders, contracts and other commitments of expenditures are recorded for budgetary control purposes in order to reserve applicable appropriations, is employed as a control in preventing over-expenditure of established appropriations. Open encumbrances are reported as restricted fund balance in all funds other than the General Fund and School Lunch Fund, since they do not constitute expenditures or liabilities and will be honored through budget appropriations in the subsequent year.



( I. ) (Continued)

Restricted fund balances include the following:

	<b><u>Total</u></b>
<b><u>General Fund -</u></b>	
Workers' Compensation	\$ 159,449
Unemployment Costs	39,312
Retirement Contribution - ERS	484,924
Retirement Contribution - TRS	291,402
Insurance	33,000
Repair	2,273,900
Liability	851,380
Capital Reserves	448,412
Employee Benefit Accrued Liability	593,020
<b><u>Capital Fund -</u></b>	
Capital Projects	38,541
<b><u>Misc Special Revenue Fund -</u></b>	
Scholarships	79,206
<b><u>Debt Service Fund -</u></b>	
Debt Service	96,004
<b>Total Restricted Fund Balance</b>	<b><u><u>\$ 5,388,550</u></u></b>

The District appropriated and/or budgeted funds from the following reserves for the 2022-23 budget:

	<b><u>Total</u></b>
Unemployment Costs	\$ 25,000
Retirement Contribution	442,500
Employee Benefit Accrued Liability	253,500
<b>Total</b>	<b><u><u>\$ 721,000</u></u></b>

**Assigned Fund Balance** – Includes amounts that are constrained by the District’s intent to be used for specific purposes, but are neither restricted nor committed. All encumbrances of the General Fund are classified as assigned fund balance. Encumbrances represent purchase commitments made by the District’s purchasing agent through their authorization of a purchase order prior to year-end. The District assignment is based on the functional level of expenditures.

Management has determined significant encumbrances for the General Fund to be \$31,000, the Capital Projects Fund to be \$5,000, and the Special Aid Fund to be \$4,000. The District reports the following significant encumbrances.

<b><u>Capital Projects Fund -</u></b>	
Capital Improvements	<b><u><u>\$ 6,124,257</u></u></b>
<b><u>Special Aid Fund -</u></b>	
General Support	\$ 159,301
Instructional	544,545
<b>Total Special Aid Fund Significant Encumbrances</b>	<b><u><u>\$ 703,846</u></u></b>

( I. ) (Continued)

Assigned fund balances include the following:

	<u><b>Total</b></u>
General Fund - Encumbrances	\$ 29,032
General Fund - Appropriated for Taxes	838,873
School Lunch Fund - Year End Equity	114,425
<b>Total Assigned Fund Balance</b>	<u><b>\$ 982,330</b></u>

c. **Unassigned Fund Balance** –Includes all other general fund amounts that do not meet the definition of the above four classifications and are deemed to be available for general use by the school district and could report a surplus or deficit. In funds other than the general fund, the unassigned classification is used to report a deficit fund balance resulting from overspending for specific purposes for which amounts had been restricted or assigned.

NYS Real Property Tax Law 1318 limits the amount of unexpended surplus funds a school district can retain to no more than 4% of the District’s budget for the general fund for the ensuing fiscal year. Nonspendable and restricted fund balance of the general fund are excluded from the 4% limitation. Amounts appropriated for the subsequent year and encumbrances are also excluded from the 4% limitation.

**3. Order of Use of Fund Balance**

The District’s policy is to apply expenditures against nonspendable fund balance, restricted fund balance, committed fund balance, assigned fund balance, and unassigned fund balance at the end of the fiscal year. For all funds, nonspendable fund balances are determined first and then restricted fund balances for specific purposes are determined. Any remaining fund balance amounts for funds other than the general fund are classified as restricted fund balance. In the general fund, the remaining amounts are reported as unassigned. Assignments of fund balance cannot cause a negative unassigned fund balance.

**U. New Accounting Standards**

The District has adopted all current Statements of the Governmental Accounting Standards Board (GASB) that are applicable. At June 30, 2022, the District implemented the following new standards issued by GASB:

GASB has issued Statement 87, *Leases*

GASB has issued Statement 89, *Accounting for Interest Cost Incurred before the End of a Construction Period*

GASB has issued Statement No. 92, *Omnibus 2020, Paragraphs 6, 7, 8, 9, 10, 12.*

GASB has issued Statement No. 93, *Replacement of Interbank Offered Rates, Paragraphs 13 and*

**( I. ) (Continued)**

GASB has issued Statement No. 97, *Certain Component Unit Criteria, and Accounting and Financial Reporting for Internal Revenue Code Section 457 Deferred Compensation Plans*.

GASB has issued Statement No. 98, *The Annual Comprehensive Financial Report*

GASB has issued Statement No. 99, *Omnibus 2022 (extension of the use of LIBOR, accounting for SNAP distributions, disclosures of nonmonetary transactions, pledges of future revenues by pledging governments, clarification of certain provisions in GASB Statement 34, as amended, and terminology updates related to GASB Statement 53 and GASB Statement 63)*

**V. Future Changes in Accounting Standards**

GASB has issued Statement No. 91, *Conduit Debt Obligations*, which will be effective for reporting periods beginning after December 15, 2021.

GASB has issued Statement No. 93, *Replacement of Interbank Offered Rates, Paragraph 11b*, which will be effective for reporting periods beginning after December 15, 2021.

GASB has issued Statement No. 94, *Public-Private and Public-Public Partnerships and Availability Payment Arrangements*, which will be effective for reporting periods beginning after June 15, 2022.

GASB has issued Statement No. 96, *Subscription Based Information Technology*, which will be effective for reporting periods beginning after June 15, 2022.

GASB has issued Statement No. 99, *Omnibus 2022 (leases, PPPs, and SBITAs)*, which will be effective for reporting periods beginning after June 15, 2022.

GASB has issued Statement No. 99, *Omnibus 2022 (financial guarantees and the classification and reporting of derivative instruments within the scope of GASB Statement 53)*, which will be effective for reporting periods beginning after June 15, 2023.

GASB has issued Statement No. 100, *Accounting for Changes and Error Corrections-an Amendment of GASB Statement No. 62*, which will be effective for reporting periods beginning after June 15, 2023.

GASB has issued Statement No. 101, *Compensated Absences*, which will be effective for reporting periods beginning after December 15, 2023.

The District will evaluate the impact each of these pronouncements may have on its financial statements and will implement them as applicable and when material.

**II. Restatement of Net Position**

For the year ended June 30, 2022, the District implemented GASB Statement No. 87, *Leases*. The District’s net position has been restated as follows:

	<b>Government-Wide Statements</b>
Net position beginning of year, as previously stated	\$ (9,993,675)
Right to use assets	936,163
Accumulated amortization	(385,118)
Lease liability	(60,499)
Net position beginning of year, as restated	<u>\$ (9,503,129)</u>

**III. Changes in Accounting Principles**

For the year ended June 30, 2022, the District implemented GASB Statement No. 87, *Leases*. The implementation of the statement changes the reporting for leases. See Note II for the financial statement impact of implementation of the Statement.

**IV. Stewardship, Compliance and Accountability**

By its nature as a local government unit, the District is subject to various federal, state and local laws and contractual regulations. An analysis of the District’s compliance with significant laws and regulations and demonstration of its stewardship over District resources follows.

**A. Budgets**

The District administration prepares a proposed budget for approval by the Board of Education for the General Fund.

The voters of the District approved the proposed appropriation budget.

Appropriations established by adoption of the budget constitute a limitation on expenditures (and encumbrances) which may be incurred. Appropriations lapse at the end of the fiscal year unless expended or encumbered. Encumbrances will lapse if not expended in the subsequent year. Appropriations authorized for the current year are increased by the planned use of specific reserves, and budget amendments approved by the Board of Education as a result of selected new revenue sources not included in the original budget (when permitted by law). These supplemental appropriations may occur subject to legal restriction, if the Board approves them because of a need which exists which was not determined at the time the budget was adopted.

Budgets are adopted annually on a basis consistent with GAAP. Appropriations authorized for the year are increased by the amount of encumbrances carried forward from the prior year.

#### ( IV.) (Continued)

Budgets are established and used for individual capital projects fund expenditures as approved by a special referendum of the District’s voters. The maximum project amount authorized is based primarily upon the cost of the project, plus any requirements for external borrowings, not annual appropriations. These budgets do not lapse and are carried over to subsequent fiscal years until the completion of the projects.

#### **B. Encumbrances**

Encumbrance accounting is used for budget control and monitoring purposes and is reported as a part of the governmental funds. Under this method, purchase orders, contracts, and other commitments for the expenditure of monies are recorded to reserve applicable appropriations. Outstanding encumbrances as of year-end are presented as reservations of fund balance and do not represent expenditures or liabilities. These commitments will be honored in the subsequent period. Related expenditures are recognized at that time, as the liability is incurred or the commitment is paid.

#### **C. Deficit Net Position**

The District-wide net position had a deficit at June 30, 2022 of \$6,490,273. The deficit is the result of the implementation of GASB Statement 75, “Accounting and Financial Reporting by Employers for Postemployment Benefits Other Than Pensions”, which required the recognition of an unfunded liability of \$29,081,169 at June 30, 2022. Since New York State Laws provide no mechanism for funding the liability, the subsequent accruals are expected to increase the deficit.

#### **D. Deficit Fund Balance – Capital Projects Fund**

The Capital Projects Fund had a deficit fund balance of \$752,720 at June 30, 2022, which is a result of bond anticipation notes which are used as a temporary means of financing capital projects. These proceeds are not recognized as revenue but merely serve to provide cash to meet expenditures. This results in the creation of a fund deficit which will remain until the notes are replaced by permanent financing (i.e., bonds, grants-in-aid, or redemption from current appropriations).

#### **V. Cash and Cash Equivalents**

**Credit risk:** In compliance with the State Law, District investments are limited to obligations of the United States of America, obligations guaranteed by agencies of the United States of America where the payment of principal and interest are guaranteed by the United States of America, obligations of the State, time deposit accounts and certificates of deposit issued by a bank or trust company located in, and authorized to do business in, the State, and obligations issued by other municipalities and authorities within the State.

**Concentration of Credit risk:** To promote competition in rates and service cost, and to limit the risk of institutional failure, District deposits and investments are placed with multiple institutions. The District’s investment policy limits the amounts that may be deposited with any one financial institution.

**Interest rate risk:** The District has an investment policy that limits investment maturities as a means of managing its exposure to fair value losses arising from rising interest rates

( V. ) (Continued)

The District's aggregate bank balances, included balances not covered by depository insurance at year end, collateralized as follows:

Uncollateralized	\$	-
Collateralized with Securities held by the Pledging Financial Institution		1,855,519
Collateralized within Trust Department or Agent		280,599
<b>Total</b>	<b>\$</b>	<b><u>2,136,118</u></b>

Restricted cash represents cash where use is limited by legal requirements. These assets represent amounts required by statute to be reserved for various purposes. Restricted cash as of year-end includes \$5,388,550 within the governmental funds and \$94,105 in the fiduciary funds.

**VI. Investment Pool**

The District participates in a multi-municipal cooperative investment pool agreement pursuant to New York State General Municipal Law Article 5-G §119-O, whereby it holds a portion of the investments in cooperation with other participants. The investments are highly liquid and are considered to be cash equivalents.

Total investments of the cooperative as of year-end are \$3,705,413 which consisted of \$1,011,207 in repurchase agreements, \$1,956,088 in U.S. Treasury Securities, \$172,302 in FDIC insured deposits and \$565,817 in collateralized bank deposits, with various interest rates and due dates.

The following amounts are included as unrestricted and restricted cash:

<u>Fund</u>	<u>Carrying Amount</u>	<u>Unrealized Carrying Amount</u>	<u>Type of Investment</u>
General Fund	\$ 3,705,413	\$ 3,705,413	CLASS

**VII. Receivables**

Receivables at June 30, 2022 for individual major funds and nonmajor funds, including the applicable allowances for uncollectible accounts, are as follows:

<u>Description</u>	<u>Governmental Activities</u>				<u>Total</u>
	<u>General Fund</u>	<u>Special Aid Fund</u>	<u>Capital Projects Fund</u>	<u>Non Major Funds</u>	
Accounts Receivable	\$ 10,277	\$ -	\$ -	\$ 39,274	\$ 49,551
Due From State and Federal	3,735,094	1,414,607	141,754	99,270	5,390,725
<b>Total Receivables</b>	<b><u>\$ 3,745,371</u></b>	<b><u>\$ 1,414,607</u></b>	<b><u>\$ 141,754</u></b>	<b><u>\$ 138,544</u></b>	<b><u>\$ 5,440,276</u></b>

District management has deemed the amounts to be fully collectible.

**VIII. Interfund Receivables, Payables, Revenues and Expenditures**

Interfund Receivables, Payables, Revenues and Expenditures at June 30, 2022 were as follows:

	<b>Interfund</b>			
	<b><u>Receivables</u></b>	<b><u>Payables</u></b>	<b><u>Revenues</u></b>	<b><u>Expenditures</u></b>
General Fund	\$ 3,242,764	\$ 1,377,467	\$ -	\$ 110,580
Capital Projects Fund	-	820,755	87,342	7,092
Special Aid Fund	-	1,186,453	16,967	20,711
Non-Major Funds	198,026	56,115	34,074	-
<b>Total</b>	<b><u>\$ 3,440,790</u></b>	<b><u>\$ 3,440,790</u></b>	<b><u>\$ 138,383</u></b>	<b><u>\$ 138,383</u></b>

Interfund receivables and payables between governmental activities are eliminated on the Statement of Net Position. The District typically loans resources between funds for the purpose of mitigating the effects of transient cash flow issues. All interfund payables are not necessarily expected to be repaid within one year.

Transfers are used to finance certain special aid programs, support capital project expenditures, school lunch programs and debt service expenditures.

**IX. Capital Assets and Lease Assets**

**A. Capital Assets**

Capital asset balances and activity were as follows:

<b><u>Type</u></b>	<b><u>Balance</u></b> <b><u>7/1/2021</u></b>	<b><u>Additions</u></b>	<b><u>Deletions</u></b>	<b><u>Balance</u></b> <b><u>6/30/2022</u></b>
<b><u>Governmental Activities:</u></b>				
<b><u>Capital Assets that are not Depreciated -</u></b>				
Land	\$ 156,400	\$ -	\$ -	\$ 156,400
Work in progress	8,587,352	1,547,998	130,264	10,005,086
<i>Total Nondepreciable</i>	<u>\$ 8,743,752</u>	<u>\$ 1,547,998</u>	<u>\$ 130,264</u>	<u>\$ 10,161,486</u>
<b><u>Capital Assets that are Depreciated -</u></b>				
Buildings and Improvements	\$ 41,739,097	\$ -	\$ -	\$ 41,739,097
Machinery and equipment	4,679,717	559,563	225,699	5,013,581
<i>Total Depreciated Assets</i>	<u>\$ 46,418,814</u>	<u>\$ 559,563</u>	<u>\$ 225,699</u>	<u>\$ 46,752,678</u>
<b><u>Less Accumulated Depreciation -</u></b>				
Buildings and Improvements	\$ 15,912,016	\$ 756,798	\$ -	\$ 16,668,814
Machinery and equipment	2,821,969	354,616	221,103	2,955,482
<i>Total Accumulated Depreciation</i>	<u>\$ 18,733,985</u>	<u>\$ 1,111,414</u>	<u>\$ 221,103</u>	<u>\$ 19,624,296</u>
<i>Total Capital Assets Depreciated, Net of Accumulated Depreciation</i>	<u>\$ 27,684,829</u>	<u>\$ (551,851)</u>	<u>\$ 4,596</u>	<u>\$ 27,128,382</u>
<b>Total Capital Assets</b>	<b><u>\$ 36,428,581</u></b>	<b><u>\$ 996,147</u></b>	<b><u>\$ 134,860</u></b>	<b><u>\$ 37,289,868</u></b>

( IX. ) ( Continued )

**B. Lease Assets**

A summary of the lease asset activity during the year ended June 30, 2022 is as follows:

<u>Type</u>	<u>Balance</u> <u>7/1/2021</u>	<u>Additions</u>	<u>Deletions</u>	<u>Balance</u> <u>6/30/2022</u>
<b><u>Lease Assets:</u></b>				
Equipment	\$ 936,163	\$ 11,470	\$ -	\$ 947,633
<i>Total Lease Assets</i>	<u>\$ 936,163</u>	<u>\$ 11,470</u>	<u>\$ -</u>	<u>\$ 947,633</u>
<b><u>Less Accumulated Amortization -</u></b>				
Equipment	\$ 385,118	\$ 147,299	\$ -	\$ 532,417
<i>Total Accumulated Amortization</i>	<u>\$ 385,118</u>	<u>\$ 147,299</u>	<u>\$ -</u>	<u>\$ 532,417</u>
<i>Total Lease Assets, Net</i>	<u><u>\$ 551,045</u></u>	<u><u>\$ (135,829)</u></u>	<u><u>\$ -</u></u>	<u><u>\$ 415,216</u></u>

**C. Other capital assets (net depreciation and amortization):**

Depreciated capital assets, net	\$ 27,128,382
Amortized lease assets, net	415,216
<b>Total Other Capital Assets, Net</b>	<u><u>\$ 27,543,598</u></u>

**D. Depreciation/Amortization expense for the period was charged to functions/programs as follows:**

<b><u>Governmental Activities:</u></b>	<b><u>Depreciation</u></b>	<b><u>Amortization</u></b>	<b><u>Total</u></b>
General Government Support	\$ 782,260	\$ -	\$ 782,260
Instruction	30,755	147,299	178,054
Pupil Transportation	264,067	-	264,067
School Lunch	34,332	-	34,332
<b>Total Depreciation and Amortization Expense</b>	<u><u>\$ 1,111,414</u></u>	<u><u>\$ 147,299</u></u>	<u><u>\$ 1,258,713</u></u>

**X. Short-Term Debt**

Transactions in short-term debt for the year are summarized below:

	<u>Maturity</u>	<u>Interest</u> <u>Rate</u>	<u>Balance</u> <u>7/1/2021</u>	<u>Additions</u>	<u>Deletions</u>	<u>Balance</u> <u>6/30/2022</u>
RAN	8/13/2021	1.50%	\$ 3,500,000	\$ -	\$ 3,500,000	\$ -
RAN	6/17/2022	1.00%	4,000,000	-	4,000,000	-
RAN	6/16/2023	2.01%	-	3,500,000	-	3,500,000
BAN	7/23/2021	1.50%	3,100,000	-	3,100,000	-
BAN	6/28/2022	0.28%	-	2,805,129	2,805,129	-
<b>Total Short-Term Debt</b>			<u><u>\$ 10,600,000</u></u>	<u><u>\$ 6,305,129</u></u>	<u><u>\$ 13,405,129</u></u>	<u><u>\$ 3,500,000</u></u>



( X. ) (Continued)

A summary of the short-term interest expense for the year is as follows:

Interest Paid	\$ 146,185
Less: Interest Accrued in the Prior Year	(90,928)
Plus: Interest Accrued in the Current Year	2,736
<b>Total Short-Term Interest Expense</b>	<b>\$ 57,993</b>

**XI. Long-Term Debt Obligations**

Long-term liability balances and activity for the year are summarized below:

	<u>Balance</u> <u>7/1/2021</u>	<u>Additions</u>	<u>Deletions</u>	<u>Balance</u> <u>6/30/2022</u>	<u>Due Within</u> <u>One Year</u>
<b>Governmental Activities:</b>					
<b>Bonds and Notes Payable -</b>					
Serial Bonds	\$ 13,018,495	\$ 3,915,510	\$ 2,793,495	\$ 14,140,510	\$ 1,560,510
Bond Premium	1,869,670	-	177,163	1,692,507	177,163
Lease Liability	60,499	-	37,777	22,722	22,722
<b>Total Bonds and Notes Payable</b>	<b>\$ 14,948,664</b>	<b>\$ 3,915,510</b>	<b>\$ 3,008,435</b>	<b>\$ 15,855,739</b>	<b>\$ 1,760,395</b>
<b>Other Liabilities -</b>					
Net Pension Liability	\$ 1,646,363	\$ -	\$ 1,646,363	\$ -	\$ -
OPEB	36,228,893	-	7,147,724	29,081,169	-
Retainage Payable	-	24,014	-	24,014	24,014
Compensated Absences	723,777	-	1,349	722,428	180,607
<b>Total Other Liabilities</b>	<b>\$ 38,599,033</b>	<b>\$ 24,014</b>	<b>\$ 8,795,436</b>	<b>\$ 29,827,611</b>	<b>\$ 204,621</b>
<b>Total Long-Term Obligations</b>	<b>\$ 53,547,697</b>	<b>\$ 3,939,524</b>	<b>\$ 11,803,871</b>	<b>\$ 45,683,350</b>	<b>\$ 1,965,016</b>

The General Fund has typically been used to liquidate long-term liabilities such as compensated absences.

Existing serial and statutory bond obligations:

<u>Description</u>	<u>Original</u> <u>Amount</u>	<u>Issue</u> <u>Date</u>	<u>Final</u> <u>Maturity</u>	<u>Interest</u> <u>Rate</u>	<u>Amount</u> <u>Outstanding</u> <u>6/30/2022</u>
<b>Serial Bonds -</b>					
Refunding	\$ 3,535,000	2016	2025	2.00%-4.50%	\$ 315,000
Buses	\$ 247,000	2018	2023	2.250%-2.375	50,000
Buses	\$ 275,000	2019	2024	3.00%-3.50%	115,000
DASNY	\$ 3,790,000	2019	2035	5.00%	3,480,000
DASNY	\$ 8,425,000	2017	2031	3.00%-5.00%	6,085,000
Buses	\$ 225,000	2020	2025	1.77%	135,000
Buses	\$ 458,495	2021	2026	1.125%-1.250%	375,000
Refunding	\$ 1,360,000	2022	2025	2.00%-4.00%	1,030,000
Construction	\$ 2,255,000	2022	2036	5.00%	2,255,000
Buses	\$ 300,510	2022	2027	1.00%-1.25%	300,510
<b>Total Serial Bonds</b>					<b>\$ 14,140,510</b>
<b>Leases -</b>					
Leases	\$ 179,657	2018	2023	3.23%	\$ 22,722

( XI. ) ( Continued )

The following is a summary of debt service requirements:

Year	Serial Bonds		Leases	
	Principal	Interest	Principal	Interest
2023	\$ 1,560,510	\$ 671,323	\$ 22,722	\$ 295
2024	1,620,000	586,642	-	-
2025	1,610,000	524,532	-	-
2026	1,160,000	458,281	-	-
2027	1,115,000	406,656	-	-
2028-32	5,245,000	1,188,250	-	-
2033-35	1,830,000	207,750	-	-
<b>Total</b>	<b>\$ 14,140,510</b>	<b>\$ 4,043,434</b>	<b>\$ 22,722</b>	<b>\$ 295</b>

Interest on long-term debt for June 30, 2022 was composed of:

Interest Paid	\$ 571,807
Less: Interest Accrued in the Prior Year	(28,884)
Plus: Interest Accrued in the Current Year	32,358
Less: Amortization of Debt Premium	(177,163)
<b>Total Long-Term Interest Expense</b>	<b>\$ 398,118</b>

On July 6, 2021, the District issued \$1,360,000 in general obligation bonds with an average interest rate of 3.04% to advance refund \$1,360,000 of outstanding serial bonds with an average interest rate of 4.54%. The net proceeds of \$1,359,969 (after payment of \$88,799 in underwriting fees, insurance, and other issuance costs) were used to purchase United States government securities. Those securities were deposited in an irrevocable trust with an escrow agent to provide for all future debt service payments on the bonds. As a result, the bonds are considered to be defeased, and the liability for those bonds has been removed from the District's financial statements. The District advance refunded the bonds to revise its payment schedules due to changes in New York State's aid payment schedules. The economic gain (the difference between the present value of the debt service payments on the old and new debt) is approximately \$72,393.

**XII. Deferred Inflows/Outflows of Resources**

The following is a summary of the deferred inflows/outflows of resources:

	Deferred <u>Outflows</u>	Deferred <u>Inflows</u>
Pension	\$ 7,131,941	\$ 13,693,769
OPEB	6,484,505	15,665,634
<b>Total</b>	<b>\$ 13,616,446</b>	<b>\$ 29,359,403</b>

### **XIII. Pension Plans**

#### **A. General Information**

The District participates in the New York State Teachers' Retirement System (TRS) and the New York State and Local Employees' Retirement System (ERS). These are cost-sharing multiple employer public employee retirement systems. The Systems offer a wide range of plans and benefits, which are related to years of service and final average salary, vesting of retirement benefits, death, and disability.

#### **B. Provisions and Administration**

A 10-member Board of Trustees of the New York State Teachers' Retirement Board administers TRS. TRS provides benefits to plan members and beneficiaries as authorized by the Education Law and the New York State Retirement and Social Security Law (NYSRSSL). Membership is mandatory and automatic for all full-time teachers, teaching assistants, guidance counselors and administrators employed in New York Public Schools and BOCES who elected to participate in TRS. Once a public employer elects to participate in the system, the election is irrevocable. The New York State Constitution provides that pension membership is a contractual relationship and plan benefits cannot be diminished or impaired. Benefits can be changed for future members only by enactment of a State statute. TRS issues a publicly available financial report that contains financial statements and required supplementary information. The report may be obtained by writing to NYRS, 10 Corporate Woods Drive, Albany, New York 12211-2395 or by referring to the TRS Comprehensive Annual Financial report, which can be found on the System's website at [www.nystrs.org](http://www.nystrs.org).

ERS provides retirement benefits as well as death and disability benefits. The net position of the System is held in the New York State Common Retirement Fund (the Fund), which was established to hold all net assets and record changes in plan net position allocated to the System. The Comptroller of the State of New York serves as the trustee of the Fund and is the administrative head of the System. NYSRSSL govern obligations of employers and employees to contribute, and benefits to employees. Once a public employer elects to participate in the System, the election is irrevocable. The New York State Constitution provides that pension membership is a contractual relationship and plan benefits cannot be diminished or impaired. Benefits can be changed for future members only by enactment of a State statute. The District also participates in the Public Employees' Group Life Insurance Plan (GLIP), which provides death benefits in the form of life insurance. The System is included in the State's financial report as a pension trust fund. ERS issues a publicly available financial report that includes financial statements and required supplementary information. That report may be obtained by writing to NYSERS, Office of the State Comptroller, 110 State Street, Albany, New York 12244 or by referring to the ERS Comprehensive Annual Report, which can be found at [www.osc.state.ny.us/retire/publications/index.php](http://www.osc.state.ny.us/retire/publications/index.php).

#### **C. Funding Policies**

The Systems are noncontributory except for employees who joined after July 27, 1976, who contribute 3 percent of their salary for the first ten years of membership, and employees who joined on or after January 1, 2010 who generally contribute 3.0 to 3.5 percent of their salary for their entire length of service. In addition, employee contribution rates under ERS tier VI vary based on a sliding salary scale. For TRS, contribution rates are established annually by the New York State Teachers' Retirement Board pursuant to Article 11 of the Education Law. For ERS, the Comptroller annually certifies the actuarially determined rates expressly used in computing the employers' contributions for the ERS' fiscal year ended March 31. The District paid 100% of the required contributions as billed by the TRS and ERS for the current year

( XIII. ) (Continued)

The District's share of the required contributions, based on covered payroll paid for the District's year ended June 30, 2022:

<u>Contributions</u>	<u>ERS</u>	<u>TRS</u>
2022	\$ 389,947	\$ 1,113,665

**D. Pension Liabilities, Pension Expense, and Deferred Outflows of Resources and Deferred Inflows of Resources related to Pensions**

At June 30, 2022, the District reported the following asset/(liability) for its proportionate share of the net pension asset /(liability) for each of the Systems. The net pension asset/(liability) was measured as of March 31, 2022 for ERS and June 30, 2022 for TRS. The total pension asset/(liability) used to calculate the net pension asset/(liability) was determined by an actuarial valuation. The District's proportion of the net pension asset/(liability) was based on a projection of the District's long-term share of contributions to the Systems relative to the projected contributions of all participating members, actuarially determined. This information was provided by the TRS and ERS Systems in reports provided to the District.

	<u>ERS</u>	<u>TRS</u>
Measurement date	March 31, 2022	June 30, 2021
Net pension assets/(liability)	\$ 650,310	\$ 10,169,459
District's portion of the Plan's total net pension asset/(liability)	0.0080%	0.0587%

For the year ended June 30, 2022, the District recognized pension expenses of \$63,847 for ERS and \$(626,758) for TRS. At June 30, 2022 the District's reported deferred outflows of resources and deferred inflows of resources related to pensions from the following sources:

	<u>Deferred Outflows of Resources</u>		<u>Deferred Inflows of Resources</u>	
	<u>ERS</u>	<u>TRS</u>	<u>ERS</u>	<u>TRS</u>
Differences between expected and actual experience	\$ 49,249	\$ 1,401,752	\$ 63,879	\$ 52,835
Changes of assumptions	1,085,295	3,344,948	18,313	592,341
Net difference between projected and actual earnings on pension plan investments	-	-	2,129,494	10,643,391
Changes in proportion and differences between the District's contributions and proportionate share of contributions	77,174	45,856	3,707	189,809
Subtotal	\$ 1,211,718	\$ 4,792,556	\$ 2,215,393	\$ 11,478,376
District's contributions subsequent to the measurement date	112,437	1,015,230	-	-
<b>Grand Total</b>	<b>\$ 1,324,155</b>	<b>\$ 5,807,786</b>	<b>\$ 2,215,393</b>	<b>\$ 11,478,376</b>

( XIII. ) (Continued)

District contributions subsequent to the measurement date which will be recognized as a reduction of the net pension liability in the year ended June 30, 2022. Other amounts reported as deferred outflows of resources and deferred inflows of resources related to pensions will be recognized in pension expense as follows:

<u>Year</u>	<u>ERS</u>	<u>TRS</u>
2022	\$ -	\$ (1,356,500)
2023	(132,658)	(1,589,196)
2024	(217,896)	(1,980,771)
2025	(542,298)	(2,576,377)
2026	(110,823)	476,546
Thereafter	-	340,478
<b>Total</b>	<b>\$ (1,003,675)</b>	<b>\$ (6,685,820)</b>

**E. Actuarial Assumptions**

The total pension liability as of the measurement date was determined by using an actuarial valuation as noted in the table below, with update procedures used to roll forward the total pension liability to the measurement date. The actuarial valuations used the following actuarial assumptions:

	<u>ERS</u>	<u>TRS</u>
Measurement date	March 31, 2022	June 30, 2021
Actuarial valuation date	April 1, 2021	June 30, 2020
Interest rate	5.90%	6.95%
Salary scale	4.40%	5.18%-1.95%
Decrement tables	April 1, 2015- March 31, 2020 System's Experience	July 1, 2015- June 30, 2020 System's Experience
Inflation rate	2.70%	2.40%
COLA's	1.40%	1.30%

For ERS, annuitant mortality rates are based on April 1, 2015 – March 31, 2020 System experience with adjustments for mortality improvements based on the Society of Actuaries' Scale MP-2020. For TRS, annuitant mortality rates are based on plan member experience adjustments for mortality improvements based on Society of Actuaries Scale MP-2020.

The long term rate of return on pension plan investments was determined using a building block method in which best estimate ranges of expected future real rates of return (expected returns net of investment expense and inflation) are developed for each major asset class. These ranges are combined to produce the long term expected rate of return by weighting the expected future real rates of return by the target asset allocation percentage and by adding expected inflation. Best estimates of the arithmetic real rates of return for each major asset class included in the target asset allocation as of March 31, 2022 are summarized as follows:

( XIII. ) (Continued)

<b>Long Term Expected Rate of Return</b>		
	<b><u>ERS</u></b>	<b><u>TRS</u></b>
Measurement date	March 31, 2022	June 30, 2021
<b><u>Asset Type -</u></b>		
Domestic equity	3.30%	6.80%
International equity	5.85%	7.60%
Global equity	0.00%	7.10%
Private equity	6.50%	10.00%
Real estate	5.00%	6.50%
Opportunistic / ARS portfolios*	4.10%	0.00%
Real assets	5.58%	0.00%
Bonds and mortgages	0.00%	0.80%
Cash	-1.00%	-0.20%
Private debt	0.00%	5.90%
Real estate debt	0.00%	3.30%
High-yield fixed income securities	0.00%	3.80%
Domestic fixed income securities	0.00%	1.30%
Global fixed income securities	0.00%	0.00%
Short-term	0.00%	0.00%
Credit	3.78%	0.00%

The real rate of return is net of the long-term inflation assumption of 2.5% for ERS and 2.4% for TRS.

\* Excludes equity-oriented long-only funds. For investment management purposes, these funds are included in domestic equity and international equity.

**F. Discount Rate**

The discount rate used to calculate the total pension liability was 5.90% for ERS and 6.95% for TRS. The projection of cash flows used to determine the discount rate assumes that contributions from plan members will be made at the current contribution rates and that contributions from employers will be made at statutorily required rates, actuarially. Based upon the assumptions, the Systems' fiduciary net position was projected to be available to make all projected future benefit payments of current plan members. Therefore, the long term expected rate of return on pension plan investments was applied to all periods of projected benefit payments to determine the total pension liability.

**G. Sensitivity of the Proportionate Share of the Net Pension Liability to the Discount Rate Assumption**

The following presents the District's proportionate share of the net pension liability calculated using the discount rate of 5.90% for ERS and 6.95% for TRS, as well as what the District's proportionate share of the net pension asset/(liability) would be if it were calculated using a discount rate that is 1-percentagepoint lower (4.90% for ERS and 5.95% for TRS ) or 1-percentage-point higher (6.90% for ERS and 7.95% for TRS) than the current assumption :

( XIII. ) (Continued)

	<b>1% Decrease (4.90%)</b>	<b>Current Assumption (5.90%)</b>	<b>1% Increase (6.90%)</b>
<b>ERS</b>			
Employer's proportionate share of the net pension asset (liability)	\$ (1,673,892)	\$ 650,310	\$ 2,594,393
	<b>1% Decrease (5.95%)</b>	<b>Current Assumption (6.95%)</b>	<b>1% Increase (7.95%)</b>
<b>TRS</b>			
Employer's proportionate share of the net pension asset (liability)	\$ 1,067,136	\$ 10,169,459	\$ 17,819,301

**H. Pension Plan Fiduciary Net Position**

The components of the current year net pension asset/(liability) of the employers as of the respective valuation dates, were as follows:

	<b>(In Thousands)</b>	
	<b>ERS</b>	<b>TRS</b>
Measurement date	March 31, 2022	June 30, 2021
Employers' total pension liability	\$ 223,874,888	\$ 130,819,415
Plan net position	232,049,473	148,148,457
Employers' net pension asset/(liability)	<u>\$ 8,174,585</u>	<u>\$ 17,329,042</u>
Ratio of plan net position to the employers' total pension asset/(liability)	103.65%	113.25%

**I. Payables to the Pension Plan**

For ERS, employer contributions are paid annually based on the System's fiscal year which ends on March 31<sup>st</sup>. Accrued retirement contributions as of June 30, 2022 represent the projected employer contribution for the period of April 1, 2022 through June 30, 2022 based on paid ERS wages multiplied by the employer's contribution rate, by tier. Accrued retirement contributions as of June 30, 2022 amounted to \$112,437.

For TRS, employer and employee contributions for the fiscal year ended June 30, 2022 are paid to the System in September, October and November 2022 through a state aid intercept. Accrued retirement contributions as of June 30, 2022 represent employee and employer contributions for the fiscal year ended June 30, 2022 based on paid TRS wages multiplied by the employer's contribution rate, by tier and employee contributions for the fiscal year as reported to the TRS System. Accrued retirement contributions as of June 30, 2022 amounted to 1,113,665.

#### XIV. Postemployment Benefits

##### A. General Information About the OPEB Plan

*Plan Description* – The District’s defined benefit OPEB plan, provides OPEB for all permanent full-time general and public safety employees of the District. The plan is a single-employer defined benefit OPEB plan administered by the District. Article 11 of the State Compiled Statutes grants the authority to establish and amend the benefit terms and financing requirements to the District Board. No assets are accumulated in a trust that meets the criteria in paragraph 4 of Statement 75.

*Benefits Provided* – The District provides healthcare and life insurance benefits for retirees and their dependents. The benefit terms are dependent on which contract each employee falls under. The specifics of each contract are on file at the District offices and are available upon request.

*Employees Covered by Benefit Terms* – At June 30, 2022, the following employees were covered by the benefit terms:

Inactive employees or beneficiaries currently receiving benefit payments	100
Active Employees	<u>196</u>
<b>Total</b>	<b><u><u>296</u></u></b>

##### B. Total OPEB Liability

The District’s total OPEB liability of \$29,081,169 was measured as of June 30, 2022, and was determined by an actuarial valuation as of that date.

*Actuarial Assumptions and Other Inputs* – The total OPEB liability in the June 30, 2022 actuarial valuation was determined using the following actuarial assumptions and other inputs, applied to all periods included in the measurement, unless otherwise specified:

Inflation	2.50 percent
Salary Increases	Vary by pension retirement system membership (TRS or ERS)
Discount Rate	3.54 percent
Healthcare Cost Trend Rates	5.70% from 2020 to 2021, decreasing gradually to an ultimate rate of 4.04% by 2075
Retirees' Share of Benefit-Related Costs	Varies depending on contract

The discount rate was based on 20-year, tax exempt general municipal bonds with an average rating of AA/Aa or higher.

Mortality rates were based on the Pub 2010 Headcount Weighted Table (Teachers for TRS group and General Employees for ERS group) projected fully generationally using MP-2020.



(XIV.) (Continued)

C. **Changes in the Total OPEB Liability**

Balance at June 30, 2021	\$ 36,228,893
<b><u>Changes for the Year -</u></b>	
Service cost	\$ 1,577,119
Interest	807,974
Differences between expected and actual experience	177,259
Changes in assumptions or other inputs	(8,906,160)
Benefit payments	(803,916)
Net Changes	<u>\$ (7,147,724)</u>
<b>Balance at June 30, 2022</b>	<b><u>\$ 29,081,169</u></b>

Changes of assumptions and other inputs reflect a change in the discount rate from 2.16 percent in 2021 to 3.54 percent in 2022.

*Sensitivity of the Total OPEB Liability to Changes in the Discount Rate* – The following presents the total OPEB liability of the District, as well as what the District’s total OPEB liability would be if it were calculated using a discount rate that is 1-percentage-point lower (2.54 percent) or 1-percentage-point higher (4.54 percent) than the current discount rate:

	<b>1% Decrease (2.54%)</b>	<b>Discount Rate (3.54%)</b>	<b>1% Increase (4.54%)</b>
Total OPEB Liability	\$ 35,078,780	\$ 29,081,169	\$ 24,254,965

*Sensitivity of the Total OPEB Liability to Changes in the Healthcare Cost Trend Rates* – The following presents the total OPEB liability of the District, as well as what the District’s total OPEB liability would be if it were calculated using healthcare cost trend rates that are 1-percentage-point lower or 1-percentage-point higher than the current healthcare cost trend rate:

	<b>1% Decrease (4.70% Decreasing to 3.04%)</b>	<b>Healthcare Cost Trend Rates (5.70% Decreasing to 4.04%)</b>	<b>1% Increase (6.70% Decreasing to 5.04%)</b>
Total OPEB Liability	\$ 23,884,895	\$ 29,081,169	\$ 36,142,031

D. **OPEB Expense and Deferred Outflows of Resources and Deferred Inflows of Resources Related to OPEB**

For the year ended June 30, 2022, the District recognized OPEB expense of \$1,209,231. At June 30, 2022, the District reported deferred outflows of resources and deferred inflows of resources related to OPEB from the following sources:

( XIV. ) (Continued)

	<u>Deferred Outflows of Resources</u>	<u>Deferred Inflows of Resources</u>
Differences between expected and actual experience	\$ 1,179,324	\$ -
Changes of assumptions	5,305,181	15,665,634
<b>Total</b>	<b>\$ 6,484,505</b>	<b>\$ 15,665,634</b>

Amounts reported as deferred outflows of resources and deferred inflows of resources related to OPEB will be recognized in OPEB expense as follows:

<u>Year</u>	
2023	\$ (1,175,862)
2024	(1,175,862)
2025	(1,175,862)
2026	(1,143,698)
2027	(2,327,622)
Thereafter	(2,182,223)
<b>Total</b>	<b>\$ (9,181,129)</b>

**XV. Risk Management**

**A. General Information**

The District is exposed to various risks of loss related to injuries to employees, theft, damages, natural disasters, etc. These risks are covered by commercial insurance purchased from independent third parties. Settled claims from these risks have not exceeded commercial insurance coverage for the past two years.

**B. Workers' Compensation**

The District participates in a Workers' Compensation Consortium for its employees. Benefits are provided through self-funding by the individual participants through the purchase of insurance and through the purchase of "stop-loss" coverage. A member may withdraw from the Plan by submitting a notice of withdrawal by May 1 preceding the school year of withdrawal. Upon withdrawal, the Board will determine amounts owed by the member or amounts that may be due to the withdrawing member. The District funds its portion of the program through the General Fund and premiums to the Workers' Compensation Consortium totaled \$159,449 for the year ended June 30, 2022.

( XV. ) (Continued)

**C. Health Insurance**

The District participates in the Onondaga-Cortland-Madison Health Consortium consisting of 24 other governmental entities for their health insurance coverage, as well as, in the Onondaga-Cortland-Madison Workers' compensation Consortium consisting of Onondaga-Cortland-Madison BOCES and various other school districts for its workers' compensation insurance coverage. The District participates in a non-risk retained public entity risk pool for its employee health insurance coverage. A member of the Health Consortium may withdraw from the Plan by submitting a notice of withdrawal by May 1 preceding the school year of withdrawal. Upon withdrawal, the Board will determine amounts owed by the member or amounts that may be due to the withdrawing member. If the Plan's assets were to be exhausted, members would be responsible for the Plan's liabilities. Premiums paid to the Health Consortium totaled \$3,302,075 for the year ended June 30, 2022.

**D. Unemployment**

District employees are entitled to coverage under the New York State Unemployment Insurance Law. The District has elected to discharge its liability to the New York State Unemployment Insurance Fund (the Fund) by the benefit reimbursement method, a dollar-for-dollar reimbursement to the fund for benefits paid from the fund to former employees. The District has established a self-insurance fund to pay these claims. The claim and judgment expenditures of this program for the 2021-22 fiscal year totaled \$0. The balance of the fund at June 30, 2022 was \$39,312 and is recorded in the General Fund as an Unemployment Insurance Reserve. In addition, as of June 30, 2022, no loss contingencies existed or were considered probable or estimable for incurred but not reported claims payable.

**XVI. Commitments and Contingencies**

**A. Litigation**

There is no pending litigation as of the date of this report.

**B. Grants**

The District has received grants, which are subject to audit by agencies of the State and Federal Governments. Such audits may result in disallowances and a request for a return of funds. Based on prior years' experience, the District's administration believes disallowances, if any, will be immaterial.

**XVII. Rental of District Property**

The District leases property to various organizations. Total rental income for the 2021-22 fiscal year totaled \$68,750 for classroom space.

**XVIII. Subsequent Events**

On July 27, 2022 the District issued a Bond Anticipation Note in the amount of \$7,600,000 at 4.0% which matures July 27, 2023.

## **XIX. COVID-19**

On January 30, 2020, the World Health Organization (“WHO”) announced a global health emergency because of a new strain of coronavirus (the “COVID-19 outbreak”) and the risks to the international community as the virus spreads globally beyond its point of origin. In March 2020, the WHO classified the COVID-19 outbreak as a pandemic, based on the rapid increase in exposure globally. The full impact of the COVID-19 outbreak continues to evolve as of the date of this report. As such, it is uncertain as to the full magnitude that the pandemic will have on the School’s financial condition, liquidity, voter approved budgets, and future results of operations. Management is actively monitoring the global situation on its financial condition, budgets, liquidity, operations, suppliers, industry, and workforce. Given the daily evolution of the COVID-19 outbreak and the global responses to curb its spread, the School is not able to estimate the effects of the COVID-19 outbreak on its results of operations, financial condition, or liquidity for fiscal year 2023.

In response to the COVID-19 outbreak, the Federal Government passed several COVID relief acts which include funding for elementary and secondary education. The School District was awarded three different stimulus packages known as Coronavirus Aid, Relief and Economic Security Act (CARES), Coronavirus Response and Relief Supplemental Appropriations Act (CRRSA), and the American Rescue Plan Act (ARPA). New York State Required the CARES funds to be reported in the General fund, as an offset to state aid reductions, referred to as the Pandemic Adjustment, while the CRRSA and ARPA funds are required to be reported in the special aid fund.

The District’s Federal stimulus spending can be found in the Schedule of Expenditures of Federal Awards on page 61 of this report.

**Required Supplementary Information**  
**LAFAYETTE CENTRAL SCHOOL DISTRICT, NEW YORK**  
**Schedule of Changes in District's Total OPEB Liability and Related Ratio**  
**For The Year Ended June 30, 2022**

<b>TOTAL OPEB LIABILITY</b>					
	<u><b>2022</b></u>	<u><b>2021</b></u>	<u><b>2020</b></u>	<u><b>2019</b></u>	<u><b>2018</b></u>
Service cost	\$ 1,577,119	\$ 1,761,630	\$ 1,133,808	\$ 764,170	\$ 799,421
Interest	807,974	990,382	1,175,835	1,216,975	1,115,531
Differences between expected and actual experiences	177,259	918,207	164,646	493,700	-
Changes of assumptions or other inputs	(8,906,160)	(10,065,016)	9,149,993	137,902	(1,577,961)
Benefit payments	<u>(803,916)</u>	<u>(852,058)</u>	<u>(1,019,824)</u>	<u>(839,363)</u>	<u>(798,310)</u>
<b>Net Change in Total OPEB Liability</b>	<b>\$ (7,147,724)</b>	<b>\$ (7,246,855)</b>	<b>\$ 10,604,458</b>	<b>\$ 1,773,384</b>	<b>\$ (461,319)</b>
<b>Total OPEB Liability - Beginning</b>	<b>\$ 36,228,893</b>	<b>\$ 43,475,748</b>	<b>\$ 32,871,290</b>	<b>\$ 31,097,906</b>	<b>\$ 31,559,225</b>
<b>Total OPEB Liability - Ending</b>	<b>\$ 29,081,169</b>	<b>\$ 36,228,893</b>	<b>\$ 43,475,748</b>	<b>\$ 32,871,290</b>	<b>\$ 31,097,906</b>
 Covered Employee Payroll	 \$ 12,628,740	 \$ 11,334,445	 \$ 12,761,528	 \$ 10,311,562	 \$ 11,285,086
 Total OPEB Liability as a Percentage of Covered Employee Payroll	 230.28%	 319.64%	 340.68%	 318.78%	 275.57%

10 years of historical information is not available, and will be added each year subsequent to the year of implementation until 10 years of historical data is present.

**Required Supplementary Information**  
**LAFAYETTE CENTRAL SCHOOL DISTRICT, NEW YORK**  
**Schedule of the District's Proportionate Share of the Net Pension Liability**  
**For The Year Ended June 30, 2022**

**NYSERS Pension Plan (dollar amounts displayed in thousands)**

	<u>2022</u>	<u>2021</u>	<u>2020</u>	<u>2019</u>	<u>2018</u>	<u>2017</u>	<u>2016</u>	<u>2015</u>	<u>2014</u>
Proportion of the net pension liability (assets)	0.007955%	0.008004%	0.007957%	0.007391%	0.007031%	0.007437%	0.007152%	0.007635%	0.007635%
Proportionate share of the net pension liability (assets)	\$ (650)	\$ 8	\$ 2,107	\$ 524	\$ 227	\$ 599	\$ 1,148	\$ 258	\$ 345
Covered-employee payroll	\$ 2,444	\$ 2,467	\$ 2,293	\$ 2,165	\$ 2,048	\$ 2,056	\$ 2,503	\$ 1,971	\$ 1,825
Proportionate share of the net pension liability (assets) as a percentage of its covered-employee payroll	-26.596%	0.324%	91.888%	24.203%	11.084%	29.134%	45.865%	13.090%	18.904%
Plan fiduciary net position as a percentage of the total pension liability	103.65%	103.65%	86.39%	96.27%	98.24%	94.70%	90.70%	97.90%	97.20%

**NYSTRS Pension Plan (dollar amounts displayed in thousands)**

	<u>2022</u>	<u>2021</u>	<u>2020</u>	<u>2019</u>	<u>2018</u>	<u>2017</u>	<u>2016</u>	<u>2015</u>	<u>2014</u>
Proportion of the net pension liability (assets)	0.058684%	0.059292%	0.058272%	0.057829%	0.054881%	0.053122%	0.053522%	0.056079%	0.054747%
Proportionate share of the net pension liability (assets)	\$ (10,169)	\$ (1,638)	\$ (1,514)	\$ (1,046)	\$ (417)	\$ 5,690	\$ 5,559	\$ 6,247	\$ 360
Covered-employee payroll	\$ 10,482	\$ 9,961	\$ 10,064	\$ 10,308	\$ 10,066	\$ 8,697	\$ 8,663	\$ 8,040	\$ 8,284
Proportionate share of the net pension liability (assets) as a percentage of its covered-employee payroll	-97.014%	-16.444%	-15.044%	-10.147%	-4.143%	65.425%	64.169%	77.699%	4.346%
Plan fiduciary net position as a percentage of the total pension liability	113.25%	113.25%	102.20%	101.53%	100.66%	99.01%	110.46%	111.48%	100.70%

10 years of historical information is not available, and will be added each year subsequent to the year of implementation until 10 years of historical data is present.

**Required Supplementary Information**  
**LAFAYETTE CENTRAL SCHOOL DISTRICT, NEW YORK**  
**Schedule of District Contributions**  
**For The Year Ended June 30, 2022**

**NYSERS Pension Plan (dollar amounts displayed in thousands)**

	<u>2022</u>	<u>2021</u>	<u>2020</u>	<u>2019</u>	<u>2018</u>	<u>2017</u>	<u>2016</u>	<u>2015</u>	<u>2014</u>	<u>2013</u>
Contractually required contributions	\$ 390	\$ 358	\$ 328	\$ 316	\$ 309	\$ 310	\$ 348	\$ 385	\$ 335	\$ 395
Contributions in relation to the contractually required contribution	(390)	(358)	(328)	(316)	(309)	(310)	(348)	(385)	(335)	(395)
Contribution deficiency (excess)	<u>\$ -</u>	<u>\$ -</u>	<u>\$ -</u>	<u>\$ -</u>	<u>\$ -</u>	<u>\$ -</u>	<u>\$ -</u>	<u>\$ -</u>	<u>\$ -</u>	<u>\$ -</u>
Covered-employee payroll	\$ 2,444	\$ 2,467	\$ 2,293	\$ 2,165	\$ 2,048	\$ 2,056	\$ 2,503	\$ 1,971	\$ 1,825	\$ 1,898
Contributions as a percentage of covered-employee payroll	15.96%	14.51%	14.30%	14.60%	15.09%	15.08%	13.90%	19.53%	18.36%	20.81%

**NYSTRS Pension Plan (dollar amounts displayed in thousands)**

	<u>2022</u>	<u>2021</u>	<u>2020</u>	<u>2019</u>	<u>2018</u>	<u>2017</u>	<u>2016</u>	<u>2015</u>	<u>2014</u>	<u>2013</u>
Contractually required contributions	\$ 1,114	\$ 1,019	\$ 1,032	\$ 923	\$ 1,019	\$ 1,087	\$ 1,149	\$ 1,409	\$ 1,346	\$ 949
Contributions in relation to the contractually required contribution	(1,114)	(1,019)	(1,032)	(923)	(1,019)	(1,087)	(1,149)	(1,409)	(1,346)	(949)
Contribution deficiency (excess)	<u>\$ -</u>	<u>\$ -</u>	<u>\$ -</u>	<u>\$ -</u>	<u>\$ -</u>	<u>\$ -</u>	<u>\$ -</u>	<u>\$ -</u>	<u>\$ -</u>	<u>\$ -</u>
Covered-employee payroll	\$ 10,482	\$ 9,961	\$ 10,064	\$ 10,308	\$ 10,066	\$ 8,697	\$ 8,663	\$ 8,040	\$ 8,284	\$ 8,019
Contributions as a percentage of covered-employee payroll	10.63%	10.23%	10.25%	8.95%	10.12%	12.50%	13.26%	17.52%	16.25%	11.83%

(See Independent Auditors' Report)

**Required Supplementary Information**  
**LAFAYETTE CENTRAL SCHOOL DISTRICT, NEW YORK**  
**Schedule of Revenues, Expenditures and Changes in Fund Balance -**  
**Budget (Non-GAAP Basis) and Actual - General Fund**  
**For The Year Ended June 30, 2022**

	<u>Original</u> <u>Budget</u>	<u>Amended</u> <u>Budget</u>	<u>Current</u> <u>Year's</u> <u>Revenues</u>	<u>Over (Under)</u> <u>Revised</u> <u>Budget</u>
<b>REVENUES</b>				
<b>Local Sources -</b>				
Real property taxes	\$ 6,466,481	\$ 5,747,651	\$ 5,745,444	\$ (2,207)
Real property tax items	7,000	725,830	726,844	1,014
Non-property taxes	26,000	26,000	36,043	10,043
Charges for services	2,745,000	2,745,000	2,907,726	162,726
Use of money and property	67,500	67,500	56,336	(11,164)
Sale of property and compensation for loss	7,000	7,000	31,310	24,310
Miscellaneous	260,000	263,000	317,185	54,185
Interfund revenues	-	-	634	634
<b>State Sources -</b>				
Basic formula	10,662,075	10,661,717	8,559,295	(2,102,422)
Lottery aid	-	-	1,437,473	1,437,473
BOCES	187,460	187,460	880,812	693,352
Textbooks	6,500	6,500	45,552	39,052
All Other Aid -				
Computer software	3,600	3,600	26,578	22,978
Library loan	700	700	4,906	4,206
Other aid	5,516,977	5,516,977	4,230,570	(1,286,407)
<b>Federal Sources</b>	<u>30,000</u>	<u>30,000</u>	<u>120,201</u>	<u>90,201</u>
<b>TOTAL REVENUES</b>	<u>\$ 25,986,293</u>	<u>\$ 25,988,935</u>	<u>\$ 25,126,909</u>	<u>\$ (862,026)</u>
Appropriated reserves	<u>\$ 721,000</u>	<u>\$ 721,000</u>		
Appropriated fund balance	<u>\$ 550,000</u>	<u>\$ 550,000</u>		
Prior year encumbrances	<u>\$ 4,686</u>	<u>\$ 4,686</u>		
<b>TOTAL REVENUES AND APPROPRIATED RESERVES/ FUND BALANCE</b>	<u><u>\$ 27,261,979</u></u>	<u><u>\$ 27,264,621</u></u>		



**Required Supplementary Information**  
**LAFAYETTE CENTRAL SCHOOL DISTRICT, NEW YORK**  
**Schedule of Revenues, Expenditures and Changes in Fund Balance -**  
**Budget (Non-GAAP Basis) and Actual - General Fund**  
**For The Year Ended June 30, 2022**

	<u>Original</u> <u>Budget</u>	<u>Amended</u> <u>Budget</u>	<u>Current</u> <u>Year's</u> <u>Expenditures</u>	<u>Encumbrances</u>	<u>Unencumbered</u> <u>Balances</u>
<b>EXPENDITURES</b>					
<b>General Support -</b>					
Board of education	\$ 33,597	\$ 35,397	\$ 26,085	\$ 32	\$ 9,280
Central administration	225,128	226,180	216,381	1,147	8,652
Finance	391,361	425,351	419,518	5,077	756
Staff	143,542	140,217	120,812	-	19,405
Central services	2,124,015	2,121,879	1,857,740	17,995	246,144
Special items	192,244	204,244	203,682	-	562
<b>Instructional -</b>					
Instruction, administration and improvement	904,460	901,460	865,639	-	35,821
Teaching - regular school	7,511,613	7,422,228	6,976,705	1,848	443,675
Programs for children with handicapping conditions	3,067,157	3,056,744	2,631,401	-	425,343
Occupational education	107,000	107,000	90,058	-	16,942
Teaching - special schools	116,408	116,408	72,215	-	44,193
Instructional media	1,049,916	1,105,676	1,036,056	299	69,321
Pupil services	1,330,912	1,354,409	979,810	734	373,865
<b>Pupil Transportation</b>	1,084,839	1,099,785	1,013,778	1,900	84,107
<b>Community Services</b>	1,000	1,000	-	-	1,000
<b>Employee Benefits</b>	6,544,082	6,140,574	5,841,672	-	298,902
<b>Debt service - principal</b>	1,627,193	1,928,070	1,928,066	-	4
<b>Debt service - interest</b>	647,512	717,999	717,992	-	7
<b>TOTAL EXPENDITURES</b>	<u>\$ 27,101,979</u>	<u>\$ 27,104,621</u>	<u>\$ 24,997,610</u>	<u>\$ 29,032</u>	<u>\$ 2,077,979</u>
<b>Other Uses -</b>					
Transfers - out	\$ 160,000	\$ 160,000	\$ 110,580	\$ -	\$ 49,420
<b>TOTAL EXPENDITURES AND OTHER USES</b>	<u>\$ 27,261,979</u>	<u>\$ 27,264,621</u>	<u>\$ 25,108,190</u>	<u>\$ 29,032</u>	<u>\$ 2,127,399</u>
<b>NET CHANGE IN FUND BALANCE</b>	<u>\$ -</u>	<u>\$ -</u>	<u>\$ 18,719</u>		
<b>FUND BALANCE, BEGINNING OF YEAR</b>	<u>6,879,259</u>	<u>6,879,259</u>	<u>6,879,259</u>		
<b>FUND BALANCE, END OF YEAR</b>	<u><u>\$ 6,879,259</u></u>	<u><u>\$ 6,879,259</u></u>	<u><u>\$ 6,897,978</u></u>		

**Note to Required Supplementary Information:**

A reconciliation is not necessary since encumbrances are presented in a separate column on this schedule.

**Supplementary Information**  
**LAFAYETTE CENTRAL SCHOOL DISTRICT, NEW YORK**  
**Schedule of Change From Adopted Budget To Final Budget**  
**And The Real Property Tax Limit**  
**For The Year Ended June 30, 2022**

**CHANGE FROM ADOPTED BUDGET TO FINAL BUDGET:**

Adopted budget		\$ 20,631,885
Onondaga Nation School Budget		6,625,408
Total budget		\$ 27,257,293
Prior year's encumbrances		4,686
<b>Original Budget</b>		<b>\$ 27,261,979</b>
Budget revisions -		
Donations		2,642
<b>FINAL BUDGET</b>		<b>\$ 27,264,621</b>

**SECTION 1318 OF REAL PROPERTY TAX LAW LIMIT CALCULATION:**

2022-23 voter approved expenditure budget		\$ 21,389,579
<u>Unrestricted fund balance:</u>		
Assigned fund balance	\$ 867,905	
Unassigned fund balance	855,274	
Total Unrestricted fund balance	\$ 1,723,179	
<u>Less adjustments:</u>		
Appropriated fund balance	\$ 838,873	
Encumbrances included in assigned fund balance	29,032	
Total adjustments	\$ 867,905	
General fund fund balance subject to Section 1318 of		
Real Property Tax Law		855,274
<b>ACTUAL PERCENTAGE</b>		<b>4.00%</b>

**Supplementary Information**  
**LAFAYETTE CENTRAL SCHOOL DISTRICT, NEW YORK**  
**CAPITAL PROJECTS FUND**  
**Schedule of Project Expenditures**  
**For The Year Ended June 30, 2022**

<b>Project Title</b>	<b>Expenditures</b>					<b>Unexpended Balance</b>	<b>Methods of Financing</b>					<b>Fund Balance</b>
	<b>Original Appropriation</b>	<b>Revised Appropriation</b>	<b>Prior Years</b>	<b>Current Year</b>	<b>Total</b>		<b>Obligations</b>	<b>Local Sources</b>	<b>Federal and State Sources</b>	<b>Transfers</b>	<b>Total</b>	
2021 Buses	\$ 458,495	\$ 458,495	\$ 352,738	\$ 98,665	\$ 451,403	\$ 7,092	\$ 458,495	\$ -	\$ -	\$ (7,092)	\$ 451,403	\$ -
2022 Buses	300,510	300,510	-	300,510	300,510	-	300,510	-	-	-	300,510	-
2017 District Renovations	5,432,950	5,432,950	5,538,566	-	5,538,566	(105,616)	4,591,825	-	985,091	-	5,576,916	38,350
2018 District Renovations	3,100,000	3,100,000	3,099,809	-	3,099,809	191	2,255,000	550,129	294,871	-	3,100,000	191
Smart Schools Bond Act	556,670	556,670	476,534	69,248	545,782	10,888	-	-	545,782	-	545,782	-
2020 District Renovation	8,600,000	8,600,000	443,441	1,026,571	1,470,012	7,129,988	-	1,000,000	-	-	1,000,000	(470,012)
2021-2022 Capital Outlay	100,000	100,000	14,805	87,341	102,146	(2,146)	-	87,342	-	-	87,342	(14,804)
2022-2023 Capital Outlay	100,000	100,000	-	2,334	2,334	97,666	-	-	-	-	-	(2,334)
2020-2021 Emergency Project-Bus Lift	400,000	400,000	26,638	260,624	287,262	112,738	-	-	-	-	-	(287,262)
2020-2021 Emergency Project-Water Heater	30,000	30,000	-	16,849	16,849	13,151	-	-	-	-	-	(16,849)
<b>TOTAL</b>	<b>\$ 19,078,625</b>	<b>\$ 19,078,625</b>	<b>\$ 9,952,531</b>	<b>\$ 1,862,142</b>	<b>\$ 11,814,673</b>	<b>\$ 7,263,952</b>	<b>\$ 7,605,830</b>	<b>\$ 1,637,471</b>	<b>\$ 1,825,744</b>	<b>\$ (7,092)</b>	<b>\$ 11,061,953</b>	<b>\$ (752,720)</b>

**Supplementary Information**  
**LAFAYETTE CENTRAL SCHOOL DISTRICT, NEW YORK**  
**Combining Balance Sheet - Nonmajor Governmental Funds**  
**June 30, 2022**

	Special Revenue Funds			Total
	School Lunch Fund	Miscellaneous Special Revenue Fund	Debt Service Fund	Nonmajor Governmental Funds
<b>ASSETS</b>				
Cash and cash equivalents	\$ 24,501	\$ 22,081	\$ -	\$ 46,582
Receivables	138,544	-	-	138,544
Inventories	11,382	-	-	11,382
Due from other funds	44,897	57,125	96,004	198,026
<b>TOTAL ASSETS</b>	<b><u>\$ 219,324</u></b>	<b><u>\$ 79,206</u></b>	<b><u>\$ 96,004</u></b>	<b><u>\$ 394,534</u></b>
 <b>LIABILITIES AND FUND BALANCES</b>				
<b><u>Liabilities</u> -</b>				
Accounts payable	\$ 542	\$ -	\$ -	\$ 542
Accrued liabilities	47	-	-	47
Due to other funds	56,115	-	-	56,115
Due to other governments	109	-	-	109
Due to ERS	9,503	-	-	9,503
Unearned revenue	27,201	-	-	27,201
<b>TOTAL LIABILITIES</b>	<b><u>\$ 93,517</u></b>	<b><u>\$ -</u></b>	<b><u>\$ -</u></b>	<b><u>\$ 93,517</u></b>
 <b><u>Fund Balances</u> -</b>				
Nonspendable	\$ 11,382	\$ -	\$ -	\$ 11,382
Restricted	-	79,206	96,004	175,210
Assigned	114,425	-	-	114,425
<b>TOTAL FUND BALANCE</b>	<b><u>\$ 125,807</u></b>	<b><u>\$ 79,206</u></b>	<b><u>\$ 96,004</u></b>	<b><u>\$ 301,017</u></b>
<b>TOTAL LIABILITIES AND FUND BALANCES</b>	<b><u>\$ 219,324</u></b>	<b><u>\$ 79,206</u></b>	<b><u>\$ 96,004</u></b>	<b><u>\$ 394,534</u></b>

(See Independent Auditors' Report)

**Supplementary Information**  
**LAFAYETTE CENTRAL SCHOOL DISTRICT, NEW YORK**  
**Combined Revenues, Expenditures and Changes in Fund Balances**  
**Nonmajor Governmental Funds**  
**For The Year Ended June 30, 2022**

	<b>Special Revenue Funds</b>			<b>Total Nonmajor Governmental Funds</b>
	<b>School Lunch Fund</b>	<b>Miscellaneous Special Revenue Fund</b>	<b>Debt Service Fund</b>	
<b>REVENUES</b>				
Use of money and property	\$ -	\$ 5	\$ 8	\$ 13
Miscellaneous	109,209	3,906	-	113,115
State sources	10,231	-	-	10,231
Federal sources	536,540	-	-	536,540
Sales	38,295	-	-	38,295
<b>TOTAL REVENUES</b>	<b>\$ 694,275</b>	<b>\$ 3,911</b>	<b>\$ 8</b>	<b>\$ 698,194</b>
<b>EXPENDITURES</b>				
General support	\$ -	\$ -	\$ 197,166	\$ 197,166
Employee benefits	107,784	-	-	107,784
Debt service - principal	-	-	93,335	93,335
Cost of sales	282,661	-	-	282,661
Other expenses	247,463	4,200	-	251,663
<b>TOTAL EXPENDITURES</b>	<b>\$ 637,908</b>	<b>\$ 4,200</b>	<b>\$ 290,501</b>	<b>\$ 932,609</b>
<b>EXCESS (DEFICIENCY) OF REVENUES OVER EXPENDITURES</b>	<b>\$ 56,367</b>	<b>\$ (289)</b>	<b>\$ (290,493)</b>	<b>\$ (234,415)</b>
<b>OTHER FINANCING SOURCES (USES)</b>				
Transfers - in	\$ 26,982	\$ -	\$ 7,092	\$ 34,074
Premium on obligations issued	-	-	290,469	290,469
Payment to refunded bond escrow agent	-	-	(1,359,968)	(1,359,968)
Proceeds from advanced refunding	-	-	1,360,000	1,360,000
<b>TOTAL OTHER FINANCING SOURCES (USES)</b>	<b>\$ 26,982</b>	<b>\$ -</b>	<b>\$ 297,593</b>	<b>\$ 324,575</b>
<b>NET CHANGE IN FUND BALANCE</b>	<b>\$ 83,349</b>	<b>\$ (289)</b>	<b>\$ 7,100</b>	<b>\$ 90,160</b>
<b>FUND BALANCE, BEGINNING OF YEAR</b>	<b>42,458</b>	<b>79,495</b>	<b>88,904</b>	<b>210,857</b>
<b>FUND BALANCE, END OF YEAR</b>	<b>\$ 125,807</b>	<b>\$ 79,206</b>	<b>\$ 96,004</b>	<b>\$ 301,017</b>

**Supplementary Information**  
**LAFAYETTE CENTRAL SCHOOL DISTRICT, NEW YORK**  
**Net Investment in Capital Assets/Right to Use Assets**  
**For The Year Ended June 30, 2022**

<b>Capital assets/right to use assets, net</b>		\$ 37,705,084
 <b>Add:</b>		
Unspent bond proceeds	<u>\$ 38,541</u>	38,541
 <b>Deduct:</b>		
Bond payable	\$ 14,140,510	
Lease liability	22,722	
Unamortized bond premium	1,692,507	
Assets purchased with short-term financing	791,261	
Retainage payable	<u>24,014</u>	
		<u>16,671,014</u>
 <b>Net Investment in Capital Assets/ Right to use Assets</b>		 <b><u><u>\$ 21,072,611</u></u></b>

**Supplementary Information**  
**LAFAYETTE CENTRAL SCHOOL DISTRICT, NEW YORK**  
**SCHEDULE OF EXPENDITURES OF FEDERAL AWARDS**  
**For The Year Ended June 30, 2022**

<u>Grantor / Pass - Through Agency</u> <u>Federal Award Cluster / Program</u>	<u>Assistance</u> <u>Listing</u> <u>Number</u>	<u>Grantor</u> <u>Number</u>	<u>Pass-Through</u> <u>Agency</u> <u>Number</u>	<u>Total</u> <u>Expenditures</u>
<b><u>U.S. Department of Education:</u></b>				
<b><u>Indirect Programs:</u></b>				
<b><u>Passed Through NYS Education Department -</u></b>				
<b><u>Special Education Cluster IDEA -</u></b>				
Special Education - Grants to States (IDEA, Part B)	84.027	N/A	0032-22-0647	\$ 232,205
Special Education - Preschool Grants (IDEA Preschool)	84.173	N/A	0033-22-0647	10,315
<b>Total Special Education Cluster IDEA</b>				<b>\$ 242,520</b>
<b><u>Education Stabilization Funds -</u></b>				
CRRSA - ESSER II	84.425D	N/A	5891-21-2125	\$ 304,900.00
CRRSA - GEER II	84.425C	N/A	5896-21-2125	69,888
ARP - ESSER III	84.425U	N/A	5880-21-2125	31,714
ARP - SLR Summer Enrichment	84.425U	N/A	5882-21-2125	44,036
ARP - SLR Learning Loss	84.425U	N/A	5884-21-2125	279,066
<b>Total Education Stabilization Funds</b>				<b>\$ 729,604</b>
Title IIA - Supporting Effective Instruction State Grant	84.367	N/A	0147-22-2125	18,841
Title IV - Student Support and Enrichment Program	84.424	N/A	0204-22-2125	10,000
Title I - Grants to Local Educational Agencies	84.010	N/A	0021-22-2125	99,563
Title I - Grants to Local Educational Agencies	84.010	N/A	0011-22-4080	4,000
Title I - Grants to Local Educational Agencies	84.010	N/A	0011-22-2112	379,606
Title I - Grants to Local Educational Agencies	84.010	N/A	0011-21-2312	5,700
Title I - Grants to Local Educational Agencies	84.010	N/A	0011-21-2112	210,514
<b>Total U.S. Department of Education</b>				<b>\$ 1,700,348</b>
<b><u>Federal Communications Commission:</u></b>				
<b><u>Indirect Program:</u></b>				
<b><u>Passed through Onondaga-Cortland-Madison BOCES -</u></b>				
Emergency Connectivity Funds	32.009	N/A	N/A	\$ 186,200
<b><u>U.S. Department of Agriculture:</u></b>				
<b><u>Indirect Programs:</u></b>				
<b><u>Passed Through NYS Education Department -</u></b>				
<b><u>Child Nutrition Cluster -</u></b>				
National School Lunch Program	10.555	N/A	N/A	\$ 361,719
National School Lunch Program - Emergency				
Operational Costs	10.555	N/A	N/A	1,129
National School Lunch Program-Non-Cash				
Assistance (Commodities)	10.555	N/A	N/A	32,878
National School Snack Program	10.555	N/A	N/A	1,400
National Summer Food Service program	10.559	N/A		17,120
National School Breakfast Program	10.553	N/A	N/A	120,491
<b>Total Child Nutrition Cluster</b>				<b>\$ 534,737</b>
Pandemic EBT Administrative Costs	10.649	N/A	N/A	1,803
<b>Total U.S. Department of Agriculture</b>				<b>\$ 536,540</b>
<b>TOTAL EXPENDITURES OF FEDERAL AWARDS</b>				<b>\$ 2,423,088</b>

**Report on Internal Control Over Financial Reporting  
and on Compliance and Other Matters Based on an Audit  
of Financial Statements Performed in Accordance With  
Government Auditing Standards**

**Independent Auditors' Report**

To the Board of Education  
LaFayette Central School District, New York

We have audited, in accordance with auditing standards generally accepted in the United States of America and the standards applicable to financial audits contained in *Government Auditing Standards* issued by the Comptroller General of the United States, the financial statements of the governmental activities, each major fund, and the aggregate remaining fund information of the LaFayette Central School District as of and for the year ended June 30, 2022, and the related notes to the financial statements, which collectively comprise the District's basic financial statements, and have issued our report thereon dated October 11, 2022.

***Internal Control over Financial Reporting***

In planning and performing our audit of the financial statements, we considered the District's internal control over financial reporting (internal control) as a basis for designing procedures that are appropriate in the circumstances for the purpose of expressing our opinions on the financial statements, but not for the purpose of expressing an opinion on the effectiveness of the District's internal control. Accordingly, we do not express an opinion on the effectiveness of the District's internal control.

A *deficiency in internal control* exists when the design or operation of a control does not allow management or employees in the normal course of performing their assigned functions, to prevent, or detect and correct misstatements on a timely basis. A *material weakness* is a deficiency, or a combination of deficiencies, in internal control, such that there is a reasonable possibility that a material misstatement of the entity's financial statements will not be prevented, or detected and corrected on a timely basis. A *significant deficiency* is a deficiency, or a combination of deficiencies, in internal control that is less severe than a material weakness, yet important enough to merit attention by those charged with governance.

Our consideration of internal control was for the limited purpose described in the first paragraph of this section and was not designed to identify all deficiencies in internal control that might be material weaknesses or significant deficiencies. Given these limitations, during our audit we did not identify any deficiencies in internal control that we consider to be material weaknesses. However, material weaknesses may exist that have not been identified.



### ***Compliance and Other Matters***

As part of obtaining reasonable assurance about whether LaFayette Central School District's financial statements are free from material misstatement, we performed tests of its compliance with certain provisions of laws, regulations, contracts, and grant agreements, noncompliance with which could have a direct and material effect on the financial statements. However, providing an opinion on compliance with those provisions was not an objective of our audit and, accordingly, we do not express such an opinion. The results of our tests disclosed no instances of noncompliance or other matters that are required to be reported under *Government Auditing Standards*.

### ***Purpose of this Report***

The purpose of this report is solely to describe the scope of our testing of internal control and compliance and the results of that testing, and not to provide an opinion on the effectiveness of the District's internal control or on compliance. This report is an integral part of an audit performed in accordance with *Government Auditing Standards* in considering the District's internal control and compliance. Accordingly, this communication is not suitable for any other purpose.

*Mengel, Metzger, Baw & Co. LLP*

Rochester, New York  
October 11, 2022